



AFECANOL
ASOCIACIÓN DE FEDERACIONES
CENTROAMERICANAS DE VOLEIBOL



**XXI Copa Centroamericana
Mayor Masculino de Voleibol**

Bicentenario de Independencia
Festival Deportivo Internacional
G U A T E M A L A

Del 29 de oct. al 06 de nov.

Del 29 de oct. al 06 de nov.

Festival Deportivo Internacional

Bulletin No 3

October 31, 2021



XXI Copa Centroamericana de Voleibol Mayor Masculino

Team composition



BIZ • Belize

PLAYERS

Shirt no	Last name	First name	Shirt name	Pos.	Birthdate	Weight [kg]	Height [cm]	Highest reach		Club	National selections			
								Spike [cm]	Block [cm]		WC	OG	Oth.	Total
2	C Anderson	Elton	Anderson	S	21-Sep-1986	87	178	315	293	Dragons	-	-	38	38
5	Palacio	Yserri	Y. Palacio	MB	10-Feb-1995	100	194	331	314	Jaguars	-	-	30	30
6	Hauze	Francis	Hauze	OH	19-Jan-2000	87	186	335	320	Dragons	-	-	42	42
7	Cayetano	Lirisi	Cayetano	MB	11-Apr-1997	72	179	335	312	Rebels	-	-	6	6
8	Avila	Daril	Avila	OH	27-Jan-1998	67	178	313	295	Rebels	-	-	30	30
9	Mahung	Alwyn Paul	Mahung	S	21-Aug-1997	122	192	304	290	Rebels	-	-	23	23
10	Palacio	Kerwin	K. Palacio	MB	01-Jan-2002	83	200	356	329	NA	-	-	6	6
11	Coleman	Karym	Coleman	OP	17-Jul-1990	86	196	343	319	Eagles	-	-	42	42
12	Jenkins	Michael	Jenkins	L	23-Sep-2000	66	178	315	300	Jaguars	-	-	23	23
14	Martinez	Edgar	Martinez	MB	22-Mar-1996	84	191	320	311	Dragons	-	-	42	42
15	Codd	Bryton	Codd	OH	22-Mar-1995	98	198	356	344	Jaguars	-	-	32	32
18	Lucario	Tyrell	Lucario	L	23-Nov-2003	61	171	320	290	Dragons	-	-	6	6

OFFICIALS

Head Coach:	ALBERT HUMES (BIZ)
Assistant Coach:	DERRICK MORGAN (BIZ)

UNIFORM COLORS

Team	Main: RED
	2nd: BLUE
	3rd: WHITE
Liberos	Main: WHITE
	2nd: BLUE
	3rd: RED

STATISTICS

Data	Minimum	Average	Maximum
Age:	17.9	17.9	17.9
Height:	171	187	200
Spike:	304	329	356
2-hand block:	290	310	344
National selections:	6	27	42






Calendario de Entrenamiento / Trainer Schedule

	HORA	Domo Deportivo	HORA	G. 7 de Diciembre
1 Nov	8:00	BIZ	8:00	HON
	9:10	NCA	9:10	PAN
	10:20	ESA	10:20	GUA
			11:30	CRC
2 Nov	8:00	PAN	8:00	BIZ
	9:10	CRC	9:10	ESA
	10:20	GUA	10:20	NCA
			11:30	HON
3 Nov	8:00	HON	8:00	PAN
	9:10	NCA	9:10	CRC
	10:20	BIZ	10:20	GUA
			11:30	ESA
4 Nov	8:00	ESA	8:00	NCA
	9:10	CRC	9:10	BIZ
	10:20	GUA	10:20	HON
			11:30	PAN
5 Nov	8:00	PAN	8:00	ESA
	9:10	HON	9:10	NCA
	10:20	GUA	10:20	CRC



FEDERATION INTERNATIONALE DE VOLLEYBALL
ASOCIACION DE FEDERACIONES CENTROAMERICANAS
DE VOLEIBOL AFECVOL

O-1

**UNIFORMS COLORS /
COLORES UNIFORMES**

CITY

Guatemala

REGISTERED COLORS / REGISTRO COLORES

(ONLY SHIRT COLOR / SOLO COLOR CAMISA)

DATE

29/10/2021

POOL
PHASE

**A
FINAL**

BIZ	CRC	ESA	GUA	HON	NCA
RED	ROJO	AZUL	AZUL	AZUL	AZUL
BLUE	BLANCO	GRIS	BLANCO	BLANCO	BLANCO
WHITE		NAVY			

MATCH SCHEDULE Calendrier des matches			
DATE :	N° Match	Team Equipe A	Team Equipe B
1-nov.	7	BIZ	HON
1-nov.	8	NCA	PAN
1-nov.	9	ESA	GUA
2-nov.	10	PAN	BIZ
2-nov.	11	CRC	ESA
2-nov.	12	GUA	NCA
3-nov.	13	HON	PAN
3-nov.	14	NCA	CRC
3-nov.	15	BIZ	GUA
4-nov.	16	ESA	NCA
4-nov.	17	CRC	BIZ
4-nov.	18	GUA	HON
5-nov.	19	PAN	ESA
5-nov.	20	HON	NCA
5-nov.	21	GUA	CRC











































TEAMS CHOICE (1-2 OR 3) Choix des équipes (1-2 ou 3)			
1st CHOICE 1 er Choix		LIBERO	
A	B	A	B
		WHITE	AZUL
		BLANCO	
		NAVY	BLANCO
			BLUE
		BLANCO	GRIS
		BLANCO	AZUL
		AZUL	
		BLANCO	ROJO
		RED	AZUL
		GRIS	AZUL
		BLANCO	BLUE
		AZUL	BLANCO
			GRIS
		AZUL	BLANCO
		BLANCO	ROJO

FIVB DECISION Décision de la FIVB	
A	B
RED	BLANCO
AZUL	
GRIS	AZUL
	RED
ROJO	AZUL
AZUL	BLANCO
BLANCO	
BLANCO	
AZUL	BLANCO
ROJO	WHITE
BLANCO	AZUL
	NAVY
BLANCO	AZUL
AZUL	BLANCO

APPROVAL: FIVB TECHNICAL DELEGATE



Calendario y Formato de Competencia / Competition Format and Match Schedule

ROUND ROBIN						Set	Result per set (points)					POINTS	DURATION
						1	2	3	4	5			
30 October													
1	13:00	COSTA RICA		vs		PANAMA *	0-3	0-25	0-25	0-25		0-75	
2	16:00	EL SALVADOR		vs		HONDURAS	3-1	25-23	25-19	23-25	25-17	98-84	2:12
3	19:00	NICARAGUA		vs		BELIZE	3-1	27-25	19-25	25-21	25-23	96-94	2:16
31 October													
4	13:00	HONDURAS		vs		COSTA RICA	0-3	16-25	17-25	15-25		48-75	1:29
5	16:00	BELIZE		vs		EL SALVADOR	1-3	25-23	15-25	24-26	19-25	83-99	1:58
6	19:00	PANAMA *		vs		GUATEMALA	0-3	0-25	0-25	0-25		0-75	
1 November													
7	13:00	BELIZE		vs		HONDURAS							
8	16:00	NICARAGUA		vs		PANAMA *	3-0	25-0	25-0	25-0		75-0	
9	19:00	EL SALVADOR		vs		GUATEMALA							
2 November													
10	13:00	PANAMA *		vs		BELIZE	0-3	0-25	0-25	0-25		0-75	
11	16:00	COSTA RICA		vs		EL SALVADOR							
12	19:00	GUATEMALA		vs		NICARAGUA							
3 November													
13	13:00	HONDURAS		vs		PANAMA *	3-0	25-0	25-0	25-0		75-0	
14	16:00	NICARAGUA		vs		COSTA RICA							
15	19:00	BELIZE		vs		GUATEMALA							
4 November													
16	13:00	EL SALVADOR		vs		NICARAGUA							
17	16:00	COSTA RICA		vs		BELIZE							
18	19:00	GUATEMALA		vs		HONDURAS							
5 November													
19	13:00	PANAMA *		vs		EL SALVADOR	0-3	0-25	0-25	0-25		0-75	
20	16:00	HONDURAS		vs		NICARAGUA							
21	19:00	GUATEMALA		vs		COSTA RICA							

*** NO FORMALIZO SU PARTICIPACIÓN**

MATCHES RESULTS

Round robin

No	Date	Teams	Set	Result per set (points)					Total Points	Duration	Spectators
				1	2	3	4	5			
1	30-Oct-2021	CRC - PAN	3-0	25-0	25-0	25-0			75-		
2	30-Oct-2021	ESA - HON	3-1	25-23	25-19	23-25	25-17		98-84	2:12	
3	30-Oct-2021	NCA - BIZ	3-1	27-25	19-25	25-21	25-23		96-94	2:16	
4	31-Oct-2021	HON - CRC	0-3	16-25	17-25	15-25			48-75	1:29	
5	31-Oct-2021	BIZ - ESA	1-3	25-23	15-25	24-26	19-25		83-99	1:58	
6	31-Oct-2021	PAN - GUA	0-3	0-25	0-25	0-25			-75		
7	01-Nov-2021	BIZ - HON							-		
8	01-Nov-2021	NCA - PAN	3-0	25-0	25-0	25-0			75-		
9	01-Nov-2021	ESA - GUA							-		
10	02-Nov-2021	PAN - BIZ	0-3	0-25	0-25	0-25			-75		
11	02-Nov-2021	CRC - ESA							-		
12	02-Nov-2021	GUA - NCA							-		
13	03-Nov-2021	HON - PAN	3-0	25-0	25-0	25-0			75-		
14	03-Nov-2021	NCA - CRC							-		
15	03-Nov-2021	BIZ - GUA							-		
16	04-Nov-2021	ESA - NCA							-		
17	04-Nov-2021	CRC - BIZ							-		
18	04-Nov-2021	GUA - HON							-		
19	05-Nov-2021	PAN - ESA	0-3	0-25	0-25	0-25			-75		
20	05-Nov-2021	HON - NCA							-		
21	05-Nov-2021	GUA - CRC							-		

TEAM RANKING

Round robin

Rk	Code	Team	Matches				Pts	Results details						Sets			Points		
			W	L	T			3-0	3-1	3-2	2-3	1-3	0-3	W	L	Ratio	W	L	Ratio
1	ESA	El Salvador	3	0	3	13	1	2	0	0	0	0	9	2	4.500	272	167	1.628	
2	CRC	Costa Rica	2	0	2	10	2	0	0	0	0	0	6	0	MAX	150	48	3.125	
3	NCA	Nicaragua	2	0	2	9	1	1	0	0	0	0	6	1	6.000	171	94	1.819	
4	BIZ	Belize	1	2	3	7	1	0	0	0	2	0	5	6	0.833	252	195	1.292	
5	HON	Honduras	1	2	3	6	1	0	0	0	1	1	4	6	0.666	207	173	1.196	
6	GUA	Guatemala	1	0	1	5	1	0	0	0	0	0	3	0	MAX	75	0	MAX	
7	PAN	Panama	0	6	6	0	0	0	0	0	0	6	0	18	0.000	0	450	0.000	

[P-2] Match result

Round robin

Match: 4 **Date:** 31/10/2021 **Spectators:**
City: Ciudad de Guatemala
Hall: Domo Deportivo Zona 13
Match duration: **Start:** 13:00 **End:** 14:29 **Total:** 1:29

Teams	Sets	1	2	3	4	5	Total
HON	0	16	17	15			48
CRC	3	25	25	25			75
Duration:		0:26	0:29	0:28			1:23

Referees: Pedro Alfonso Palacios Mayorga (GUA) & Anthony McField (BIZ)

HON - Honduras														
No	Name	Pos.	Line-up					Points by set					T.	
			1	2	3	4	5	1	2	3	4	5		
1	Avila	S	10	4	2									
2	Membreño (C)	S	2	1	1									
3	Aguilar	MB	4	6										
4	Osorio	OH	3	4	13		1	1					2	
5	Ortiz (L)	L	L	L	L									
6	Matamoros	MB	1	3	4		1	2	3				6	
9	Duran	OH	6	5	6		2	3	5				10	
10	Rivera	OP	5	3	1				1				1	
11	Duron	S	3		6									
13	Lobo	OP	2	2	5									
14	Espinal	OH		2	3			2	2				4	
15	Rodas	OH												
16	Ulloa (L)	L												
19	Giron	MB												

CRC - Costa Rica														
No	Name	Pos.	Line-up					Points by set					T.	
			1	2	3	4	5	1	2	3	4	5		
1	K.Hidalgo	OP	10		10					1	1			2
2	Brown	MB	6	6	6					2	1	3		6
5	Ortiz	OH	5	5	5					2	1	7		10
7	Ricky	OH	2											
8	Araya	S	9		9									
9	Solano	OP	4	4	4					5	9	2		16
10	F. Alfaro	S	1	1	1									
11	Smith (C)	OH	2	2	2					6	2	4		12
13	Naranjo	MB		19	3						2			2
14	Ramirez	OH			13									
18	Hernández (L)	L	L	L	L									
19	K.Bonilla	OH	3	3						3	3			6

Coach: Victor Manuel Rodas Cruz

Assistant: Pagoaga Gomez Miguel Angel

Coach: Johan Morales Matamoros

Assistant: Vega Torres Luis Esteban

TEAMS AND PLAYERS PERFORMANCES

Won Points	Total Atts	No	Name
22	93	Total Team	
9	20	9	Duran
6	16	6	Matamoros
4	23	14	Espinal
1	24	Total Team	
1	3	9	Duran
0	0	1	Avila
0	1	2	Membreño
0	48	Total Team	
0	4	1	Avila
0	7	2	Membreño
0	1	3	Aguilar
25		Total Team	
48	165	Total Team	
10	30	9	Duran
6	28	6	Matamoros
4	33	14	Espinal

Scoring Skills
Attack
Block
Serve
Opp. error
Total
Best scorers

Won Points	Total Atts	No	Name
45	87	Total Team	
12	23	9	Solano
12	22	11	Smith
7	18	5	Ortiz
5	37	Total Team	
2	7	9	Solano
1	6	2	Brown
1	6	5	Ortiz
4	74	Total Team	
2	8	5	Ortiz
2	6	9	Solano
0	0	1	K.Hidalgo
21		Total Team	
75	198	Total Team	
16	36	9	Solano
12	45	11	Smith
10	32	5	Ortiz

■ Starting line-up with position Atts = Attempts (C) = Captain MB = Middle blocker S = Setter
□ Substitute with shirt number Opp. = Opponent (L) / L = Libero OP = Opposite OH = Outside Hitter

[P-2] Match result

Round robin

Match: 5 **Date:** 31/10/2021 **Spectators:**
City: Ciudad de Guatemala
Hall: Domo Deportivo Zona 13
Match duration: **Start:** 16:00 **End:** 17:58 **Total:** 1:58

Teams	Sets	1	2	3	4	5	Total
BIZ	1	25	15	24	19		83
ESA	3	23	25	26	25		99
Duration:		0:25	0:27	0:30	0:27		1:49

Referees: María Alejandra Izquierdo Arce (NCA) & Raul R. Mejia Calderon (GUA)

BIZ - Belize														
No	Name	Pos.	Line-up					Points by set					T.	
			1	2	3	4	5	1	2	3	4	5		
2	Anderson (C)	S	2	1	2	1								
5	Y. Palacio	MB	4	3	4	3	1	2	1	2			6	
6	Hauze	OH	6	5	6	5	5	2	4	3			14	
7	Cayetano	MB												
8	Avila	OH		15	5	10								
9	Mahung	S		2				1					1	
10	K. Palacio	MB			14	6			1	1			2	
11	Coleman	OP	5	4	5	4	10	4	8	4			26	
12	Jenkins (L)	L	L	L	L	L								
14	Martinez	MB	1	6	1	5	2	1					3	
15	Codd	OH	3	2	3	2	3	2	3	4			12	
18	Lucario	OP												

Coach: ALBERT HUMES
Assistant: MORGAN DERRICK

ESA - El Salvador													
No	Name	Pos.	Line-up					Points by set					T.
			1	2	3	4	5	1	2	3	4	5	
1	CHAVEZ (C)	OH	2	2	2	2	7	4	8	4			23
2	CANO	OP	4	4	4	4		1	1	1			3
3	GALVEZ	S											
5	MIRA	MB											
6	NAVARRO (L)	L	L	L	L	L							
7	NAVARRO	OH											
8	GUIDOS	MB	3	3	3	3	2	5	2	5			14
9	VARGAS	S	1	1	1	1	2	1					3
10	Umanzor	OP			15	15							
11	HUNTER	OP		15									
15	ORTIZ	MB	6	6	6	6	1	1		1			3
16	REYES	OH											
17	FLORES	OH	5	5	5	5	5	4	7	3			19
19	CERON (L)	L	L										

Coach: Mario Antonio Nochez
Assistant: García José Roberto

TEAMS AND PLAYERS PERFORMANCES

Won Points	Total Atts	No	Name
49	112	Total Team	
24	56	11	Coleman
11	19	6	Hauze
7	23	15	Codd
8	60	Total Team	
2	16	5	Y. Palacio
2	6	6	Hauze
2	11	14	Martinez
7	84	Total Team	
4	19	15	Codd
2	14	11	Coleman
1	11	6	Hauze
19		Total Team	
83	256	Total Team	

26	81	11	Coleman
14	36	6	Hauze
12	47	15	Codd

Scoring Skills	Won Points	Total Atts	No	Name
Attack	48	117	Total Team	
	19	39	1	CHAVEZ
	15	39	17	FLORES
Block	9	15	8	GUIDOS
	9	47	Total Team	
	4	17	8	GUIDOS
Serve	2	12	1	CHAVEZ
	2	7	2	CANO
	8	98	Total Team	
Opp. error	3	19	17	FLORES
	2	18	1	CHAVEZ
	1	14	8	GUIDOS
Total	34		Total Team	
Total	99	262	Total Team	

Best scorers	23	69	1	CHAVEZ
	19	61	17	FLORES
	14	46	8	GUIDOS

■ Starting line-up with position Atts = Attempts (C) = Captain MB = Middle blocker S = Setter
□ Substitute with shirt number Opp. = Opponent (L) / L = Libero OP = Opposite OH = Outside Hitter

P-2 Match result

Round robin

Del 27 de oct. al 06 de nov.

Match: 6 **Date:** 31/10/2021 **Spectators:**
City: Ciudad de Guatemala
Hall: Domo Deportivo Zona 13
Match duration: **Start:** 19:00 **End:** **Total:**

Teams	Sets	1	2	3	4	5	Total
PAN	0	0	0	0			
GUA	3	25	25	25			75
Duration:							

Referees: Juan Ramon Salinas Martinez (HON) & Tatiana Villalobos Vargas (CRC)

PAN - Panama												
No Name	Pos.	Line-up					Points by set					T.
		1	2	3	4	5	1	2	3	4	5	
Coach: Gilberto Martinez												
Assistant: Ortega Ismael												

GUA - Guatemala												
No Name	Pos.	Line-up					Points by set					T.
		1	2	3	4	5	1	2	3	4	5	
Coach: Reider LUCAS MORA												
Assistant: CASTAÑEDA MALDONADO Luis Fernando												

TEAMS AND PLAYERS PERFORMANCES

Won Points	Total Atts	No Name	Scoring Skills	Won Points	Total Atts	No Name
0	0	Total Team	Attack	0	0	Total Team
0	0	Total Team	Block	0	0	Total Team
0	0	Total Team	Serve	0	0	Total Team
0		Total Team	Opp. error	0		Total Team
0	0	Total Team	Total	0	0	Total Team
			Best scorers			

■ Starting line-up with position Atts = Attempts (C) = Captain MB = Middle blocker S = Setter
 □ Substitute with shirt number Opp. = Opponent (L) / L = Libero OP = Opposite OH = Outside Hitter



Best Scorers

Rk	No	Name	Pos.	Team	Attack	Block	Serve	Total
1	11	Coleman Karym	OP	BIZ	54	0	2	56
2	1	Chavez Rivas Rodrigo Andres	OH	ESA	42	2	3	47
3	17	Flores Giron Franklin Orlando	OH	ESA	31	2	3	36
4	6	Hauze Francis	OH	BIZ	24	7	1	32
5	15	Codd Bryton	OH	BIZ	18	3	6	27
6	8	Guidos Barrera Diego Alejandro	MB	ESA	16	8	2	26
7	2	Gutierrez Alvarado Axel	OP	NCA	20	1	0	21
8	9	Duran Tosta Arturo	OH	HON	18	2	0	20
9	1	Zeledón Jonny	OH	NCA	14	0	3	17
10	9	Solano Alpizar Gilberth	OP	CRC	12	2	2	16
	6	Matamoros Melara Luis	MB	HON	13	3	0	16
	12	Hernández Byron	OH	NCA	15	1	0	16
13	2	Cano Silvestre Abner Itiel	OP	ESA	8	6	0	14
14	5	Palacio Yserri	MB	BIZ	6	7	0	13
	4	Osorio Roque Carlos	OH	HON	13	0	0	13
16	11	Smith Hall Richard	OH	CRC	12	0	0	12
17	5	Ortiz Benavides Jose Andres	OH	CRC	7	1	2	10
	14	Espinal Nuñez Jose David	OH	HON	10	0	0	10
19	9	Vargas Claros Juan Carlos	S	ESA	4	2	3	9
20	2	Brown Campos Jason	MB	CRC	5	1	0	6
	19	Bonilla Viquez Kevin Aarón	OH	CRC	5	1	0	6
	15	Ortiz Ramos Gustavo Andres	MB	ESA	3	2	1	6
23	3	Aguilar Rodriguez Rolando Andres	MB	HON	3	2	0	5
	7	Andrews Calero Emilio	MB	NCA	2	3	0	5
25	10	Rivera Murillo Jorge	OP	HON	3	1	0	4
26	14	Martinez Edgar	MB	BIZ	1	2	0	3
27	2	Anderson Elton	S	BIZ	2	0	0	2
	10	Palacio Kerwin	MB	BIZ	1	1	0	2
	1	Hidalgo Prendas Kevin	OP	CRC	2	0	0	2
	13	Rodriguez Naranjo Hugo	MB	CRC	2	0	0	2
	2	Membreño Valladares Luis	S	HON	1	1	0	2
	3	Hansack Pinner Kirby	MB	NCA	2	0	0	2
	8	Solis Estrada Alvaro Antonio	S	NCA	0	1	1	2
34	8	Avila Daril	OH	BIZ	1	0	0	1
	9	Mahung Alwyn Paul	S	BIZ	1	0	0	1
	1	Maradiaga Avila Cristobal	S	HON	0	0	1	1
	13	Lobo Moran Alejandro	OP	HON	1	0	0	1
	6	Orozco Pérez Bryan Antonio	MB	NCA	1	0	0	1
	9	Cerda Ronny	S	NCA	1	0	0	1
Total tournament					374	62	30	466



Best Attackers

Limit: 15.00%

Rk	No	Name	Pos.	Team	Attacks	Faults	Shots	Total Attempts	Succ. %
1	2	Gutierrez Alvarado Axel	OP	NCA	20	7	9	36	55.56
2	11	Smith Hall Richard	OH	CRC	12	5	5	22	54.55
3	9	Solano Alpizar Gilberth	OP	CRC	12	2	9	23	52.17
4	11	Coleman Karym	OP	BIZ	54	16	40	110	49.09
5	6	Hauze Francis	OH	BIZ	24	8	17	49	48.98
6	1	Chavez Rivas Rodrigo Andres	OH	ESA	42	8	40	90	46.67
	1	Zeledón Jonny	OH	NCA	14	1	15	30	46.67
8	17	Flores Giron Franklin Orlando	OH	ESA	31	13	34	78	39.74
9	5	Ortiz Benavides Jose Andres	OH	CRC	7	3	8	18	38.89
10	9	Duran Tosta Arturo	OH	HON	18	11	22	51	35.29
Total tournament					374	149	437	960	38.96



Best Blockers

Rk	No	Name	Pos.	Team	Kill Blocks	Faults	Rebounds	Total Attempts	Avg. by set
1	8	Guidos Barrera Diego Alejandro	MB	ESA	8	9	17	34	1.00
2	5	Palacio Yserri	MB	BIZ	7	14	14	35	0.88
	6	Hauze Francis	OH	BIZ	7	8	8	23	0.88
4	2	Cano Silvestre Abner Itiel	OP	ESA	6	5	6	17	0.75
	7	Andrews Calero Emilio	MB	NCA	3	2	7	12	0.75
6	9	Solano Alpizar Gilberth	OP	CRC	2	0	5	7	0.67
7	6	Matamoras Melara Luis	MB	HON	3	10	8	21	0.43
8	15	Codd Bryton	OH	BIZ	3	5	8	16	0.38
9	2	Brown Campos Jason	MB	CRC	1	3	2	6	0.33
	5	Ortiz Benavides Jose Andres	OH	CRC	1	2	3	6	0.33
Total tournament					62	157	200	419	2.07



Best Servers

Rk	No	Name	Pos.	Team	Aces	Faults	Serve Hits	Total Attempts	Avg. by set
1	15	Codd Bryton	OH	BIZ	6	8	25	39	0.75
	1	Zeledón Jonny	OH	NCA	3	0	17	20	0.75
3	5	Ortiz Benavides Jose Andres	OH	CRC	2	1	5	8	0.67
	9	Solano Alpizar Gilberth	OP	CRC	2	1	3	6	0.67
5	1	Chavez Rivas Rodrigo Andres	OH	ESA	3	1	35	39	0.38
	9	Vargas Claros Juan Carlos	S	ESA	3	5	38	46	0.38
	17	Flores Giron Franklin Orlando	OH	ESA	3	1	32	36	0.38
8	11	Coleman Karym	OP	BIZ	2	5	20	27	0.25
	8	Guidos Barrera Diego Alejandro	MB	ESA	2	1	27	30	0.25
	8	Solis Estrada Alvaro Antonio	S	NCA	1	1	14	16	0.25
Total tournament					30	64	582	676	1.00

P-5 Players ranking by skills

All matches



Best Diggers

Rk	No	Name	Pos.	Team	Digs	Faults	Receptions	Total Attempts	Avg. by set
1	6	Navarro Mendez Fernando Javier	L	ESA	18	22	31	71	2.25
2	5	Ortiz Paz Héctor	L	HON	13	10	30	53	1.86
3	18	Villarreal Hernández Emmanuel	L	CRC	5	4	25	34	1.67
4	12	Jenkins Michael	L	BIZ	11	15	34	60	1.38
5	10	Castillo Guerrero Miguel	L	NCA	5	13	21	39	1.25
6	1	Zeledón Jonny	OH	NCA	4	10	9	23	1.00
7	17	Flores Giron Franklin Orlando	OH	ESA	6	3	16	25	0.75
8	10	Alfaro Gutiérrez Luis Felipe	S	CRC	2	4	13	19	0.67
9	14	Espinal Nuñez Jose David	OH	HON	4	9	10	23	0.57
10	1	Chavez Rivas Rodrigo Andres	OH	ESA	4	9	22	35	0.50
Total tournament					101	242	458	801	3.37



Best Setters

Rk	No	Name	Pos.	Team	Running Sets	Faults	Still Sets	Total Attempts	Avg. by set
1	2	Membreño Valladares Luis	S	HON	45	2	100	147	6.43
2	2	Anderson Elton	S	BIZ	49	1	145	195	6.13
3	10	Alfaro Gutiérrez Luis Felipe	S	CRC	18	1	36	55	6.00
	9	Vargas Claros Juan Carlos	S	ESA	48	1	161	210	6.00
5	8	Araya Urbina Andres	S	CRC	5	0	7	12	1.67
6	9	Cerda Ronny	S	NCA	5	2	36	43	1.25
7	1	Maradiaga Avila Cristobal	S	HON	8	0	34	42	1.14
8	8	Solis Estrada Alvaro Antonio	S	NCA	2	1	64	67	0.50
9	9	Mahung Alwyn Paul	S	BIZ	2	0	13	15	0.25
N/A	15	Codd Bryton	OH	BIZ	0	0	1	1	
Total tournament					182	9	602	793	6.07



Best Receivers

Limit: 20.00%

Rk	No	Name	Pos.	Team	Excellents	Faults	Serve Receptions	Total Attempts	Eff. %
1	18	Villarreal Hernández Emmanuel	L	CRC	8	0	5	13	61.54
2	5	Ortiz Paz Héctor	L	HON	30	1	20	51	56.86
3	11	Smith Hall Richard	OH	CRC	10	0	8	18	55.56
4	1	Zeledón Jonny	OH	NCA	9	0	9	18	50.00
5	1	Chavez Rivas Rodrigo Andres	OH	ESA	19	1	18	38	47.37
6	12	Hernández Byron	OH	NCA	14	1	13	28	46.43
7	12	Jenkins Michael	L	BIZ	36	5	27	68	45.59
8	9	Duran Tosta Arturo	OH	HON	19	3	14	36	44.44
9	10	Castillo Guerrero Miguel	L	NCA	15	1	16	32	43.75
10	17	Flores Giron Franklin Orlando	OH	ESA	22	1	34	57	36.84
Total tournament					274	35	304	613	38.99

P-5 Players ranking by skills

All matches



Best Liberos

Rk	No	Name	Pos.	Team	Excellents	Faults	In Play	Total Attempts	Avg. by set
1	5	Ortiz Paz Héctor	L	HON	43	11	50	104	6.14
2	12	Jenkins Michael	L	BIZ	47	20	61	128	5.88
3	6	Navarro Mendez Fernando Javier	L	ESA	42	29	52	123	5.25
4	10	Castillo Guerrero Miguel	L	NCA	20	14	37	71	5.00
5	18	Villarreal Hernández Emmanuel	L	CRC	13	4	30	47	4.33
Total tournament					165	78	230	473	5.50

P-6 Teams ranking by skills

All matches



Best Scorers

Rk	Team	Attack	Block	Serve	Total
1	ESA El Salvador	104	22	12	138
2	BIZ Belize	108	20	9	137
3	HON Honduras	62	9	1	72
4	NCA Nicaragua	55	6	4	65
5	CRC Costa Rica	45	5	4	54
Total tournament		374	62	30	466



Best Attackers

Limit: 15.00%

Rk	Team	Attacks	Faults	Shots	Total Attempts	Succ. %
1	CRC Costa Rica	45	12	30	87	51.72
2	BIZ Belize	108	38	97	243	44.44
3	NCA Nicaragua	55	22	59	136	40.44
4	ESA El Salvador	104	38	123	265	39.25
5	HON Honduras	62	39	128	229	27.07
Total tournament		374	149	437	960	38.96



Best Blockers

Rk	Team	Kill Blocks	Faults	Rebounds	Total Attempts	Avg. by set
1	ESA El Salvador	22	34	50	106	2.75
2	BIZ Belize	20	55	62	137	2.50
3	CRC Costa Rica	5	11	21	37	1.67
4	NCA Nicaragua	6	17	25	48	1.50
5	HON Honduras	9	40	42	91	1.29
Total tournament		62	157	200	419	2.07



Best Servers

Rk	Team	Aces	Faults	Serve Hits	Total Attempts	Avg. by set
1	ESA El Salvador	12	17	166	195	1.50
2	CRC Costa Rica	4	8	62	74	1.33
3	BIZ Belize	9	23	147	179	1.13
4	NCA Nicaragua	4	3	88	95	1.00
5	HON Honduras	1	13	119	133	0.14
Total tournament		30	64	582	676	1.00

P-6 Teams ranking by skills

All matches



Best Diggers

Rk	Team	Digs	Faults	Receptions	Total Attempts	Avg. by set
1	ESA El Salvador	35	62	128	225	4.38
2	NCA Nicaragua	16	42	61	119	4.00
3	HON Honduras	27	64	103	194	3.86
4	CRC Costa Rica	9	14	60	83	3.00
5	BIZ Belize	14	60	106	180	1.75
Total tournament		101	242	458	801	3.37



Best Setters

Rk	Team	Running Sets	Faults	Still Sets	Total Attempts	Avg. by set
1	CRC Costa Rica	23	1	43	67	7.67
2	HON Honduras	53	3	135	191	7.57
3	BIZ Belize	51	1	159	211	6.38
4	ESA El Salvador	48	1	163	212	6.00
5	NCA Nicaragua	7	3	102	112	1.75
Total tournament		182	9	602	793	6.07



Best Receivers

Limit: 20.00%

Rk	Team	Excellents	Faults	Serve Receptions	Total Attempts	Eff. %
1	CRC Costa Rica	21	0	23	44	47.73
2	NCA Nicaragua	39	2	40	81	45.68
3	HON Honduras	72	8	71	151	42.38
4	ESA El Salvador	65	9	77	151	37.09
5	BIZ Belize	77	16	93	186	32.80
Total tournament		274	35	304	613	38.99

P-6 Teams ranking by skills

All matches



Best Liberos

Rk	Team	Excellents	Faults	In Play	Total Attempts	Avg. by set
1	HON Honduras	43	11	50	104	6.14
2	BIZ Belize	47	20	61	128	5.88
3	ESA El Salvador	42	29	52	123	5.25
4	NCA Nicaragua	20	14	37	71	5.00
5	CRC Costa Rica	13	4	30	47	4.33
Total tournament		165	78	230	473	5.50



Costa Rica se impuso a Honduras y El Salvador a Belice

CIUDAD DE GUATEMALA, Guatemala, 31 de octubre de 2021.- Costa Rica se impuso a Honduras y El Salvador a Belice en la segunda jornada de la XXI Copa Centroamericana Mayor Masculina que se celebra en el Domo de la Ciudad de Guatemala.

Costa Rica dominó las acciones ante Honduras 3-0 (25-16, 25-17, 25-15) y El Salvador superó a Belice en cuatro sets 3-1 (23-25, 25-15, 26-24, 25-19).

El lunes a la 1:00pm se enfrentan Belice y Honduras, y a las 7:00pm El Salvador se mide con el anfitrión Guatemala que hace su debut en el torneo.

Costa Rica 3, Honduras 0

Costa Rica se impuso a Honduras en sets seguidos 3-0 (25-16, 25-17, 25-15). Costa Rica dominó las acciones ante Honduras, teniendo mayor resistencia por parte de los hondureños cuando el ritmo de juego tuvo mayor velocidad. En el tercer set Costa Rica alcanzó una amplia ventaja de 11-3 que Honduras no tuvo oportunidad de superar. Costa Rica superó a Honduras con una gran ventaja de 45-22 en el ataque, 5-1 en bloqueo y 4-0 en puntos de servicio, pero concediendo 25 puntos por errores no forzados contra 21 de Honduras. El máximo anotador del partido fue el jugador opuesto Gilberth Solano de Costa Rica con 16 puntos (12 de ataque, 2 bloqueos y 2 servicios); el atacante y capitán Richard Smith anotó 12 puntos en el triunfo de Costa Rica, todos de ataque, y José Andrés Ortiz agregó 10 puntos a través de 7 ataques, un bloqueo y 2 servicios. Del lado hondureño, el atacante Arturo Durán anotó 10 puntos. Monday's Schedule starts with Belize against Honduras (1-2) at 1:00pm and El Salvador meets Guatemala at 7:00pm.

El Salvador 3, Belice 1

El Salvador superó a Belice en cuatro sets 3-1 (23-25, 25-15, 26-24, 25-19). El Salvador se recuperó de haber perdido el primer set en un cierre dramático. El segundo set fue una historia distinta, en donde El Salvador sostuvo una amplia ventaja que se extendió a un 12-5 dominando el fuerte ataque beliceño que se desconcentró por una pequeña lesión de su capitán Elton Anderson, que tras chocarse con un compañero se lastimó el párpado. Con un punto de saque de Franklin Flores El Salvador logró arrebatarse el tercer set a Belice viniendo de atrás 13-16 y con un potente ataque del capitán Rodrigo Chávez sellaron el triunfo en el cuarto set. El Salvador logró el triunfo anotando 34 puntos a través de errores de Belice, además de una mínima ventaja de 9-8 en bloqueo y 8-7 en servicio; Belice 49-48 en ataques. Con 23 puntos, el atacante y capitán Rodrigo Chávez fue el mejor anotador de El Salvador, acompañado por el atacante Franklin Flores con 19 puntos y el central Diego Guidos con 14 puntos. El opuesto Karym Coleman nuevamente encabezó el ataque de Belice anotando 26 puntos, seguido por los atacantes Francis Hauze y Bryton Codd con 14 y 12 puntos respectivamente.



Costa Rica topped Honduras and El Salvador outclassed Belize

GUATEMALA CITY, Guatemala, October 31 2021. - Costa Rica topped Honduras and El Salvador outclassed Belize on day two of the XXI Men's Central American Cup being held at Guatemala's City Dome.

Costa Rica controlled all the actions against Honduras 3-0 (25-16, 25-17, 25-15) and El Salvador outclassed Belize in four sets 3-1 (23-25, 25-15, 26-24, 25-19).

Belize and Honduras plays at 1:00pm on Monday and at t 7:00pm El Salvador meets the host Guatemala in their tournament debut.

Costa Rica 3, Honduras 0

Costa Rica topped Honduras in straight sets 3-0 (25-16, 25-17, 25-15). Costa Rica controlled all the actions against Honduras, having more resistance from Honduras as the match had a faster rhythm. Costa Rica reached a huge 11-3 advantage in the third set which Honduras had no chance to recover from. Costa Rica held a huge 54-22 advantage in attacks over Honduras, 5-1 in blocks and 4-0 in service points, but allowed 25 points from unforced errors against 21 of Honduras. Opposite hitter Gilberth Solano of Costa Rica led all scorers with 16 points (12 kills, 2 blocks and 2 aces); outside hitter and captain Richard Smith scored 12 points for Costa Rica, all in kills, and José Andrés Ortiz added 10 points from 7 kills, one block and 2 aces. On Honduras side, outside hitter Arturo Durán scored 10 points.

El Salvador 3, Belize 1

El Salvador outclassed Belize in four sets 3-1 (23-25, 25-15, 26-24, 25-19). El Salvador recovered from falling in a dramatic first set. The second set was a whole different story, where El Salvador held a huge advantage of 12-5 controlling Belizeans strong attackers who lost concentration after their team captain Elton Anderson suffered a minor eye-lid injury while bumping with another teammate. El Salvador snatched the third set with an ace from Franklin Flores while coming from behind 13-16 and with a powerful spike from captain Rodrigo Chávez finished winning in four sets. El Salvador earned their victory scoring 34 points on Belizean errors, while having a slim advantage of 9-8 in blocks and 8-7 in serves; Belize 49-48 in attacks. With 23 points, outside hitter and captain Rodrigo Chávez topped El Salvador, joined by outside hitter Franklin Flores with 19 points and middle blocker Diego Guidos with 14 points. Opposite hitter Karym Coleman once again led Belize scoring 26 points, followed by outside hitter Francis Hauze and Bryton Codd with 14 and 12 points respectively.