



Bulletin No 4

November 12, 2018



XX Copa Centroamericana de Voleibol
Mayor Masculino
El Salvador
8 - 17 noviembre 2018



Calendario de Entrenamiento / Trainer Schedule



	HORA	Gimnasio FESAVOL	HORA	Gimnasio FESAVOL
13 Nov	7:00	GUA	8:00	CRC
	9:00	BIZ	10:00	NCA
	11:00	ESA	12:00	HON
	13:00	PAN		
14 Nov	7:00	NCA	8:00	GUA
	9:00	PAN	10:00	BIZ
	11:00	CRC	12:00	ESA
	13:00	HON		
15 Nov	7:00	GUA	8:00	PAN
	9:00	HON	10:00	CRC
	11:00	ESA	12:00	NCA
	13:00	BIZ		
16 Nov	7:00	BIZ	8:00	GUA
	9:00	NCA	10:00	HON
	11:00	PAN	12:00	ESA



FEDERATION INTERNATIONALE DE VOLLEYBALL
ASOCIACION DE FEDERACIONES CENTROAMERICANAS
DE VOLEIBOL AFECAVOL

O-1

**UNIFORMS COLORS /
COLORES UNIFORMES**

CITY

San Salvador

REGISTERED COLORS / REGISTRO COLORES

(ONLY SHIRT COLOR / SOLO COLOR CAMISA)

DATE

09/11/2018

POOL
PHASE

**A
FINAL**

BIZ	CRC	ESA	GUA	HON	NCA	PAN
BLUE	ROJO	AZUL O.	CELESTE	AZUL	AZUL	AZUL
WHITE	AZUL	BLANCO	BLANCO	GRIS	BLANCO	ROJO
	BLANCO	AZUL		NEGRO		

MATCH SCHEDULE Calendrier des matches			
DATE :	N° Match	Team	Team
		Equipe A	Equipe B
13-nov.	10	GUA	CRC
13-nov.	11	BIZ	NCA
13-nov.	12	ESA	HON
14-nov.	13	NCA	GUA
14-nov.	14	PAN	BIZ
14-nov.	15	CRC	ESA
15-nov.	16	GUA	PAN
15-nov.	17	HON	CRC
15-nov.	18	ESA	NCA
16-nov.	19	BIZ	GUA
16-nov.	20	NCA	HON
16-nov.	21	PAN	ESA

TEAMS CHOICE (1-2 OR 3) Choix des équipes (1-2 ou 3)			
1st CHOICE 1 er Choix		LIBERO	
A	B	A	B
		BLANCO	BLANCO
		BLUE	ROJO
		BLANCO	AZUL
		BLANCO	CELESTE
		AZUL	WHITE
		ROJO	AZUL O.
		CELESTE	ROJO
		GRIS	AZUL
		BLANCO	ROJO
		BLUE	BLANCO
		BLANCO	GRIS
		AZUL	AZUL O.

FIVB DECISION Décision de la FIVB	
A	B
CELESTE	ROJO
WHITE	AZUL
AZUL O.	GRIS
AZUL	BLANCO
ROJO	BLUE
AZUL	BLANCO
BLANCO	AZUL
AZUL	BLANCO
AZUL	BLANCO
WHITE	CELESTE
AZUL	NEGRO
ROJO	BLANCO

APPROVAL: FIVB TECHNICAL DELEGATE



P-4 VOLLEYBALL • Collated results & ranking



XX Copa Centroamericana Mayor Masculina
Results of Monday, 12' 12e 'November' 12e '2018

MATCH RESULTS

FINAL

No	Date	Teams	Set	Result per set (points)					Total Points	Time	Spectators
				1	2	3	4	5			
1	10/11/2018	PAN - CRC	0-3	21-25	16-25	21-25			58- 75	1:20	100
2	10/11/2018	BIZ - HON	3-1	25-22	22-25	25-16	25-18		97- 81	1:45	350
3	10/11/2018	GUA - ESA	3-0	25-22	25-17	25-22			75- 61	1:25	1,000
4	11/11/2018	HON - PAN	1-3	25-17	19-25	16-25	24-26		84- 93	1:54	100
5	11/11/2018	CRC - NCA	3-0	28-26	25-16	25-19			78- 61	1:28	250
6	11/11/2018	ESA - BIZ	3-0	25-21	32-30	25-19			82- 70	1:29	700
7	12/11/2018	HON - GUA	0-3	11-25	15-25	15-25			41- 75	1:08	50
8	12/11/2018	CRC - BIZ	3-0	25-20	25-21	25-22			75- 63	1:16	50
9	12/11/2018	NCA - PAN	3-0	25-23	26-24	25-22			76- 69	1:31	75
10	13/11/2018	GUA - CRC									
11	13/11/2018	BIZ - NCA									
12	13/11/2018	ESA - HON									
13	14/11/2018	NCA - GUA									
14	14/11/2018	PAN - BIZ									
15	14/11/2018	CRC - ESA									
16	15/11/2018	GUA - PAN									
17	15/11/2018	HON - CRC									
18	15/11/2018	ESA - NCA									
19	16/11/2018	BIZ - GUA									
20	16/11/2018	NCA - HON									
21	16/11/2018	PAN - ESA									

TEAM RANKING

FINAL

Rk	Code	Team	Matches				Results Details						Points			Sets		
			Pts	T	W	L	3-0	3-1	3-2	2-3	1-3	0-3	W	L	Ratio	W	L	Ratio
1	CRC	Costa Rica	15	3	3	0	3	0	0	0	0	0	228	182	1.253	9	0	MAX
2	GUA	Guatemala	10	2	2	0	2	0	0	0	0	150	102	1.471	6	0	MAX	
3	ESA	El Salvador	5	2	1	1	1	0	0	0	1	143	145	0.986	3	3	1.000	
4	NCA	Nicaragua	5	2	1	1	1	0	0	0	1	137	147	0.932	3	3	1.000	
5	BIZ	Belize	4	3	1	2	0	1	0	0	2	230	238	0.966	3	7	0.429	
6	PAN	Panama	4	3	1	2	0	1	0	0	2	220	235	0.936	3	7	0.429	
7	HON	Honduras	2	3	0	3	0	0	0	0	2	206	265	0.777	2	9	0.222	





P-2 VOLLEYBALL • Match result

XX Copa Centroamericana Mayor Masculina FINAL



Match: 7 **Date:** 12/11/2018 **Spectators:** 50
City: San Salvador
Hall: FESAVOL
Match duration: **Start:** 15:00 **End:** 16:08 **Total:** 1:08

Teams	Sets	1	2	3	4	5	Total
HON	0	11	15	15			41
GUA	3	25	25	25			75
Set duration		0:19	0:22	0:21			1:02

Referees: Largaespada, Norman (NCA) & Gentle, Leon (BIZ)

HON • Honduras							GUA • Guatemala						
	1	2	3	4	5	Pts		1	2	3	4	5	Pts
1	Maradiaga Cristobal (S)			□	■		2	Lopez Carlos (OH)	■	■	■		11
2	Lopez Pablo (S)	■	■			1	3	Chacon Wagner (OH)	■	■	■		12
4	Osorio Carlos (OP)	■	■	■		8	4	Menendez Axel (OH)					
5	Watler Ornelio (MB)	■	■	■		2	6	Pineda Edras (MB)			□	■	3
6	L Ortiz Hector (L)	L	L	L			7	Ruano Adan (S)			□	■	
7	Espinal Jose (OH)	■	■			1	8	L Santa Cruz Luis (L)	L	L	L		
8	Bulnes William (MB)						11	Leonardo Andy (OP)	■	■	■		15
9	Duran Arturo (OH)			□	■	5	12	L Pineda Tirso (L)			L		
10	Matamoros Fabrizzio (OH)	■	■	■		4	14	Chinchilla Brandon (MB)	■	■	■		9
12	L Casasola Maynor (L)	L	L	L			15	Aragon Leonel (MB)	■	■			2
14	Reyes Jose (MB)	■	■	■		5	17	Gonzalez Gerardo (S)	■	■			3
16	Ulloa Marvin (S)			□	□		19	Hernandez Jason (MB)				□	1

Coach: Leon, Juan (CUB)
Assistant: Robles, Marvin (HON)

Coach: Reider, Lucas (CUB)
Assistant: Castaneda, Luis (GUA)

TEAMS AND PLAYERS PERFORMANCES

Won Pts	Total Atts	No Name	Scoring Skills	Won Pts	Total Atts	No Name
22	81	Total Team		42	74	Total Team
7	21	4 Osorio Carlos (OP)	Spike	11	17	3 Chacon Wagner (OH)
5	10	9 Duran Arturo (OH)		11	19	11 Leonardo Andy (OP)
4	27	Total Team	Block	4	37	Total Team
1	1	2 Lopez Pablo (S)		1	6	2 Lopez Carlos (OH)
1	6	4 Osorio Carlos (OP)	Serve	1	4	15 Aragon Leonel (MB)
0	42	Total Team		10	74	Total Team
			Opp. error	4	13	11 Leonardo Andy (OP)
15		Total Team		3	13	17 Gonzalez Gerardo (S)
41	150	Total Team	Opp. error	19		Total Team
			Total	75	185	Total Team

8	34	4 Osorio Carlos (OP)	Best Scorer	15	40	11 Leonardo Andy (OP)
---	----	----------------------	--------------------	----	----	-----------------------

Excellent	Total Atts	No Name	Non scoring Skills	Excellent	Total Atts	No Name
6	82	Total Team		20	60	Total Team
3	20	12 Casasola Maynor (L)	Dig	6	15	8 Santa Cruz Luis (L)
2	11	4 Osorio Carlos (OP)		4	11	2 Lopez Carlos (OH)
18	64	Total Team	Set	26	66	Total Team
14	43	1 Maradiaga Cristobal (S)		14	28	17 Gonzalez Gerardo (S)
19	64	Total Team	Reception	15	37	Total Team
9	19	10 Matamoros Fabrizzio (OH)	Success - Faults	6	9	8 Santa Cruz Luis (L)
5	15	9 Duran Arturo (OH)	# Attempts	4	10	3 Chacon Wagner (OH)

■ Starting line-up Pts = Points scored [nn] = Captain
 □ Substitute Atts = Attempts L = Libero
 Opp = Opponent





P-2 VOLLEYBALL • Match result

XX Copa Centroamericana Mayor Masculina FINAL



Match: 8 **Date:** 12/11/2018 **Spectators:** 50
City: San Salvador
Hall: FESAVOL
Match duration: **Start:** 17:00 **End:** 18:16 **Total:** 1:16

Teams	Sets	1	2	3	4	5	Total
CRC	3	25	25	25			75
BIZ	0	20	21	22			63
Set duration		0:21	0:22	0:27			1:10

Referees: Barahona, Ma. Elena (HON) & Mejia, Raul (GUA)

CRC • Costa Rica							BIZ • Belize						
	1	2	3	4	5	Pts		1	2	3	4	5	Pts
1 L Chaves Luis (L)		L	L	L			2 Anderson Elton (S)	■	■	■			2
2 Brown Jason (MB)	■	■	■			7	3 Manzanero Jaylen (OH)						
4 Blanco Alberto (OH)	■	■	■			16	4 L Manzanero Ilyich (L)		L	L	L		
7 Salas Mariano (OH)							6 Hauze Francis (OH)		■	■	■		13
8 Quiros Elder (OH)							8 Garbutt Zachary (MB)	■	■	■			
9 Quintero Andrey (OP)	■	■	■			8	9 Wingright Randall (S)		□	■			
10 Gutierrez Luis (S)	■	■	■			1	11 Coleman Karym (OP)	■	■	■			16
11 Quesada Carlos (S)				□			12 Archer Anfernee (OH)	■	■	□			7
12 Arias Cristopher (OH)							13 Galvez Ean (OH)	■	■	■			1
13 Vargas Ricky (OP)	■	■	■			11	14 Martinez Edgar (MB)		■	□			3
21 Reid Japheth (MB)	■	■	■			6	20 Gamboa Rasheed (MB)						
22 Solano Gilberth (OP)					□	1							

Coach: Blanco, Alberto (CRC) **Assistant:** Masis, Ronald (CRC)

Coach: Limonta, Esmidio (CUB) **Assistant:** Humes, Albert (BIZ)

TEAMS AND PLAYERS PERFORMANCES

Won Pts	Total Atts	No Name	Scoring Skills	Won Pts	Total Atts	No Name
32	70	Total Team		35	78	Total Team
15	24	4 Blanco Alberto (OH)	Spike	14	26	11 Coleman Karym (OP)
6	14	13 Vargas Ricky (OP)		13	25	6 Hauze Francis (OH)
8	42	Total Team	Block	5	29	Total Team
2	8	2 Brown Jason (MB)		1	2	13 Galvez Ean (OH)
2	6	13 Vargas Ricky (OP)	Serve	1	5	12 Archer Anfernee (OH)
10	74	Total Team		2	64	Total Team
3	13	13 Vargas Ricky (OP)	Opp. error	1	14	2 Anderson Elton (S)
3	10	9 Quintero Andrey (OP)		1	10	11 Coleman Karym (OP)
25		Total Team	Total	21		Total Team
75	186	Total Team		63	171	Total Team
16	41	4 Blanco Alberto (OH)	Best Scorer	16	41	11 Coleman Karym (OP)
Excellent	Total Atts	No Name	Non scoring Skills	Excellent	Total Atts	No Name
6	46	Total Team		10	60	Total Team
5	17	1 Chaves Luis (L)	Dig	5	18	4 Manzanero Ilyich (L)
1	5	13 Vargas Ricky (OP)		3	10	6 Hauze Francis (OH)
26	64	Total Team	Set	7	63	Total Team
26	61	10 Gutierrez Luis (S)		7	63	2 Anderson Elton (S)
28	54	Total Team	Reception	15	61	Total Team
12	18	4 Blanco Alberto (OH)	Success - Faults	9	31	4 Manzanero Ilyich (L)
9	16	1 Chaves Luis (L)	# Attempts	4	16	6 Hauze Francis (OH)

■ Starting line-up Pts = Points scored [nn] = Captain
 □ Substitute Atts = Attempts L = Libero
 Opp = Opponent





P-2 VOLLEYBALL • Match result

XX Copa Centroamericana Mayor Masculina FINAL



Match: 9 **Date:** 12/11/2018 **Spectators:** 75
City: San Salvador
Hall: FESAVOL
Match duration: **Start:** 19:30 **End:** 21:01 **Total:** 1:31

Teams	Sets	1	2	3	4	5	Total
NCA	3	25	26	25			76
PAN	0	23	24	22			69
Set duration		0:26	0:29	0:30			1:25

Referees: Rivas, Hector (ESA) & Villalobos, Tatiana (CRC)

NCA • Nicaragua						PAN • Panama								
	1	2	3	4	5	Pts		1	2	3	4	5	Pts	
1	Zeledon Jony (OH)	■	■	■			15	1	Beitia Angel (MB)	■	■	■		13
2	Garcia Denis (OP)	■	■	■			15	2	L Medina Miguel (L)	L	L	L		
3	Baquedano Romnier (MB)							4	Pitty Emanuel (OH)	■	■	■		6
4	Duarte Kevin (MB)	■	■	■			3	5	Fuentes Noriel (OH)	□	□			2
5	Cuadra Diego (MB)	■	■	■			6	6	Othon Otto (OP)	■	■	■		8
6	Rostran Jordy (MB)							7	Rowe Eric (S)	□	□	□		1
7	Sevilla Kenneth (OP)							9	Rodriguez Rodrigo (MB)					
8	Solis Alvaro (S)	■	■	■				10	Perez Wigner (S)	■	■	■		1
9	Cerda Rony (S)	□						11	Marshal Oswald (OH)	■	■	■		9
10	L Castillo Miguel (L)	L	L	L				12	West Ludrik (MB)	■	■	■		3
11	Valdivia Tito (OH)	■	■	■			7	14	Fuentes Gilmar (OP)	□	■	■		3
12	Hernandez Byron (OH)	□	□					20	Salinas Nestor (S)	□				

Coach: Hernandez, Osman (NCA)
Assistant: Mena, Jorge (NCA)

Coach: Angulo, Horacio (PAN)
Assistant:

TEAMS AND PLAYERS PERFORMANCES

Won Pts	Total Atts	No Name	Scoring Skills	Won Pts	Total Atts	No Name
43	112	Total Team		36	105	Total Team
15	34	2 Garcia Denis (OP)	Spike	10	26	1 Beitia Angel (MB)
15	34	1 Zeledon Jony (OH)		9	21	11 Marshal Oswald (OH)
2	43	Total Team	Block	8	64	Total Team
1	14	4 Duarte Kevin (MB)		3	13	1 Beitia Angel (MB)
1	6	5 Cuadra Diego (MB)	Serve	2	11	6 Othon Otto (OP)
1	75	Total Team		2	70	Total Team
1	14	11 Valdivia Tito (OH)	Opp. error	1	2	7 Rowe Eric (S)
30		Total Team		1	15	4 Pitty Emanuel (OH)
76	230	Total Team	Opp. error Total	23		Total Team
				69	239	Total Team
15	47	1 Zeledon Jony (OH)	Best Scorer	13	47	1 Beitia Angel (MB)
Excellent	Total Atts	No Name	Non scoring Skills	Excellent	Total Atts	No Name
27	90	Total Team		18	97	Total Team
11	29	10 Castillo Miguel (L)	Dig	7	33	2 Medina Miguel (L)
8	13	2 Garcia Denis (OP)		3	12	11 Marshal Oswald (OH)
32	99	Total Team	Set	16	89	Total Team
32	98	8 Solis Alvaro (S)		14	70	10 Perez Wigner (S)
36	63	Total Team	Reception	26	64	Total Team
16	24	1 Zeledon Jony (OH)	Success - Faults	13	21	2 Medina Miguel (L)
10	17	10 Castillo Miguel (L)	# Attempts	11	28	11 Marshal Oswald (OH)

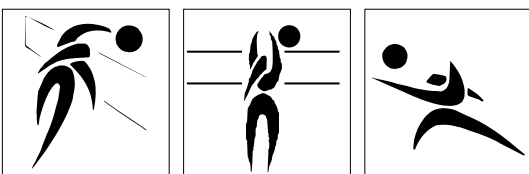
■ Starting line-up Pts = Points scored [nn] = Captain
□ Substitute Atts = Attempts L = Libero
Opp = Opponent





P-5 VOLLEYBALL • Players ranking by skills

XX Copa Centroamericana Mayor Masculina



Best Scorers

Rk	No	Name	Team	Spike	Block	Serve	Total
1	11	Coleman Karym (OP)	BIZ	61	2	2	65
2	4	Blanco Alberto (OH)	CRC	42	6	4	52
3	6	Hauze Francis (OH)	BIZ	41	3	5	49
4	11	Marshal Oswald (OH)	PAN	32	3	0	35
5	13	Rodriguez Carlos (OP)	ESA	27	6	1	34
5	11	Leonardo Andy (OP)	GUA	26	1	7	34
7	13	Vargas Ricky (OP)	CRC	24	3	4	31
7	1	Beitia Angel (MB)	PAN	20	9	2	31
9	1	Zeledon Jony (OH)	NCA	26	2	0	28
9	6	Othon Otto (OP)	PAN	22	6	0	28
9	4	Osorio Carlos (OP)	HON	21	5	2	28
12	9	Quintero Andrey (OP)	CRC	18	3	5	26
12	10	Matamoros Fabrizio (OH)	HON	24	1	1	26
14	2	Garcia Denis (OP)	NCA	21	0	0	21
14	11	Valdivia Tito (OH)	NCA	20	0	1	21
14	3	Chacon Wagner (OH)	GUA	17	3	1	21
17	2	Brown Jason (MB)	CRC	11	7	2	20
18	7	Espinal Jose (OH)	HON	18	1	0	19
18	14	Reyes Jose (MB)	HON	13	6	0	19
20	2	Lopez Carlos (OH)	GUA	15	2	1	18
20	12	Archer Anfernee (OH)	BIZ	15	2	1	18
22	14	Chinchilla Brandon (MB)	GUA	14	1	2	17
22	21	Reid Japheth (MB)	CRC	10	6	1	17
24	1	Chavez Rodrigo (OH)	ESA	12	2	2	16
25	10	Guidos Diego (MB)	ESA	8	6	0	14
26	4	Pitty Emanuel (OH)	PAN	10	1	1	12
26	5	Watler Ornelio (MB)	HON	9	3	0	12
28	8	Hernandez Francisco (OH)	ESA	9	2	0	11
29	13	Galvez Ean (OH)	BIZ	6	4	0	10
29	14	Fuentes Gilmar (OP)	PAN	4	5	1	10
31	5	Cuadra Diego (MB)	NCA	7	2	0	9
31	5	Menjivar Erick (MB)	ESA	6	3	0	9
31	15	Aragon Leonel (MB)	GUA	6	3	0	9
31	14	Martinez Edgar (MB)	BIZ	4	5	0	9
35	12	West Ludrik (MB)	PAN	7	1	0	8
35	2	Anderson Elton (S)	BIZ	1	5	2	8
37	17	Gonzalez Gerardo (S)	GUA	0	1	5	6
37	5	Fuentes Noriel (OH)	PAN	5	1	0	6
37	8	Bulnes William (MB)	HON	6	0	0	6
40	10	Gutierrez Luis (S)	CRC	1	1	3	5
40	9	Duran Arturo (OH)	HON	5	0	0	5
40	2	Lopez Pablo (S)	HON	1	4	0	5
43	7	Rowe Eric (S)	PAN	1	2	1	4
44	6	Pineda Edras (MB)	GUA	2	1	0	3
44	4	Duarte Kevin (MB)	NCA	2	1	0	3
44	10	Perez Wigner (S)	PAN	3	0	0	3
47	3	Palma Josue (OP)	ESA	2	0	0	2
47	7	Platero Manuel (MB)	ESA	1	1	0	2
49	17	Flores Franklin (S)	ESA	1	0	0	1
49	19	Hernandez Jason (MB)	GUA	1	0	0	1
Total tournament				661	133	58	852

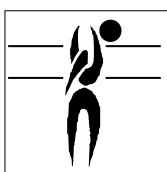




Best Spikers

Limit: 15.00%

Rk	No	Name	Team	Spikes	Faults	Shots	Total Attempts	Succ. %
1	11	Leonardo Andy (OP)	GUA	26	9	13	48	54.17
2	6	Hauze Francis (OH)	BIZ	41	12	23	76	53.95
3	4	Blanco Alberto (OH)	CRC	42	5	34	81	51.85
4	3	Chacon Wagner (OH)	GUA	17	5	12	34	50.00
5	11	Coleman Karym (OP)	BIZ	61	21	48	130	46.92
6	13	Rodriguez Carlos (OP)	ESA	27	8	25	60	45.00
7	13	Vargas Ricky (OP)	CRC	24	8	22	54	44.44
8	2	Lopez Carlos (OH)	GUA	15	3	18	36	41.67
9	1	Beitia Angel (MB)	PAN	20	6	24	50	40.00
10	2	Garcia Denis (OP)	NCA	21	7	26	54	38.89
Total Tournament				661	246	826	1,733	38.14




Best Blockers

Rk	No	Name	Team	Kill Blocks	Faults	Rebounds	Total Attempts	Avg. by set
1	13	Rodriguez Carlos (OP)	ESA	6	4	11	21	1.00
2	10	Guidos Diego (MB)	ESA	6	6	11	23	1.00
3	1	Beitia Angel (MB)	PAN	9	12	23	44	0.90
4	2	Brown Jason (MB)	CRC	7	10	9	26	0.78
5	4	Blanco Alberto (OH)	CRC	6	1	13	20	0.67
6	21	Reid Japheth (MB)	CRC	6	15	17	38	0.67
7	6	Othon Otto (OP)	PAN	6	9	10	25	0.60
8	14	Reyes Jose (MB)	HON	6	12	12	30	0.55
9	15	Aragon Leonel (MB)	GUA	3	2	7	12	0.50
10	14	Martinez Edgar (MB)	BIZ	5	7	10	22	0.50
Total Tournament				133	301	400	834	4.59



Best Servers

Rk	No	Name	Team	Aces	Faults	Serve Hits	Total Attempts	Avg. by set
1	11	Leonardo Andy (OP)	GUA	7	8	12	27	1.17
2	17	Gonzalez Gerardo (S)	GUA	5	3	17	25	0.83
3	9	Quintero Andrey (OP)	CRC	5	5	25	35	0.56
4	6	Hauze Francis (OH)	BIZ	5	11	22	38	0.50
5	13	Vargas Ricky (OP)	CRC	4	7	25	36	0.44
6	4	Blanco Alberto (OH)	CRC	4	9	25	38	0.44
7	14	Chinchilla Brandon (MB)	GUA	2	2	25	29	0.33
8	10	Gutierrez Luis (S)	CRC	3	5	43	51	0.33
9	1	Chavez Rodrigo (OH)	ESA	2	3	13	18	0.33
10	2	Brown Jason (MB)	CRC	2	2	34	38	0.22
Total Tournament				58	180	1,075	1,313	2.00



Best Diggers

Rk	No	Name	Team	Digs	Faults	Receptions	Total Attempts	Avg. by set
1	10	Castillo Miguel (L)	NCA	14	11	23	48	2.33
2	2	Medina Miguel (L)	PAN	22	17	45	84	2.20
3	19	Morales Luis (L)	ESA	13	11	20	44	2.17
4	4	Manzanero Ilyich (L)	BIZ	17	18	40	75	1.70
5	2	Garcia Denis (OP)	NCA	10	4	5	19	1.67
6	1	Zeledon Jony (OH)	NCA	10	10	14	34	1.67
7	1	Chaves Luis (L)	CRC	13	16	24	53	1.44
8	8	Hernandez Francisco (OH)	ESA	8	6	9	23	1.33
9	8	Santa Cruz Luis (L)	GUA	8	9	16	33	1.33
10	2	Lopez Carlos (OH)	GUA	7	7	9	23	1.17
Total Tournament				234	465	712	1,411	8.07



Best Setters

Rk	No	Name	Team	Running Sets	Faults	Still Sets	Total Attempts	Avg. by set
1	8	Solis Alvaro (S)	NCA	41	1	121	163	6.83
2	10	Gutierrez Luis (S)	CRC	61	2	141	204	6.78
3	9	Vargas Juan Carlos (S)	ESA	28	1	90	119	4.67
4	17	Gonzalez Gerardo (S)	GUA	28	1	64	93	4.67
5	2	Anderson Elton (S)	BIZ	44	5	193	242	4.40
6	10	Perez Wigner (S)	PAN	34	2	125	161	3.40
7	7	Ruano Adan (S)	GUA	14	-	26	40	2.33
8	17	Flores Franklin (S)	ESA	13	-	32	45	2.17
9	2	Lopez Pablo (S)	HON	22	6	180	208	2.00
10	7	Rowe Eric (S)	PAN	15	6	48	69	1.50
Total Tournament				319	28	1,130	1,477	11.00



Best Receivers


Limit: 20.00%

Rk	No	Name	Team	Excellents	Faults	Serve Receptions	Total Attempts	Eff. %
1	1	Chaves Luis (L)	CRC	34	1	14	49	67.35
2	1	Zeledon Jony (OH)	NCA	27	-	18	45	60.00
3	8	Santa Cruz Luis (L)	GUA	14	1	7	22	59.09
4	2	Medina Miguel (L)	PAN	46	1	33	80	56.25
5	10	Castillo Miguel (L)	NCA	25	-	20	45	55.56
6	3	Chacon Wagner (OH)	GUA	15	-	14	29	51.72
7	2	Lopez Carlos (OH)	GUA	16	-	17	33	48.48
8	10	Matamoros Fabrizio (OH)	HON	38	6	23	67	47.76
9	8	Hernandez Francisco (OH)	ESA	16	1	15	32	46.88
10	19	Morales Luis (L)	ESA	23	3	21	47	42.55
Total Tournament				497	65	562	1,124	38.43



P-5 VOLLEYBALL • Players ranking by skills

XX Copa Centroamericana Mayor Masculina



Best Liberos

Rk	No	Name	Team	Excellents	Faults	In play	Total attempts	Avg. by set
1	2	Medina Miguel (L)	PAN	68	18	78	164	6.80
2	10	Castillo Miguel (L)	NCA	39	11	43	93	6.50
3	19	Morales Luis (L)	ESA	36	14	41	91	6.00
4	1	Chaves Luis (L)	CRC	47	17	38	102	5.22
5	4	Manzanero Ilyich (L)	BIZ	44	26	84	154	4.40
6	8	Santa Cruz Luis (L)	GUA	22	10	23	55	3.67
7	12	Casasola Maynor (L)	HON	36	23	56	115	3.27
8	6	Ortiz Hector (L)	HON	13	20	25	58	1.18
9	12	Pineda Tirso (L)	GUA	1	2	3	6	0.17
10	6	Navarro Diego (L)	ESA					

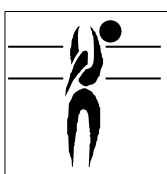




Best Spikers

Limit: 15.00%

Rk	Team	Spikes	Faults	Shots	Total Attempts	Succ. %
1	GUA Guatemala	81	19	61	161	50.31
2	CRC Costa Rica	107	26	102	235	45.53
3	BIZ Belize	129	46	121	296	43.58
4	NCA Nicaragua	77	29	107	213	36.15
5	ESA El Salvador	66	30	95	191	34.55
6	PAN Panama	104	45	160	309	33.66
7	HON Honduras	97	51	180	328	29.57
Total Tournament		661	246	826	1,733	38.14




Best Blockers

Rk	Team	Kill Blocks	Faults	Rebounds	Total Attempts	Avg. by set
1	ESA El Salvador	20	38	46	104	3.33
2	CRC Costa Rica	26	49	60	135	2.89
3	PAN Panama	28	65	74	167	2.80
4	BIZ Belize	21	56	61	138	2.10
5	GUA Guatemala	12	22	39	73	2.00
6	HON Honduras	20	47	66	133	1.82
7	NCA Nicaragua	6	24	54	84	1.00
Total Tournament		133	301	400	834	4.59



Best Servers

Rk	Team	Aces	Faults	Serve Hits	Total Attempts	Avg. by set
1	GUA Guatemala	16	24	107	147	2.67
2	CRC Costa Rica	19	41	164	224	2.11
3	BIZ Belize	10	31	190	231	1.00
4	PAN Panama	5	24	192	221	0.50
4	ESA El Salvador	3	21	120	144	0.50
6	HON Honduras	4	20	185	209	0.36
7	NCA Nicaragua	1	19	117	137	0.17
Total Tournament		58	180	1,075	1,313	2.00



Best Diggers

Rk	Team	Digs	Faults	Receptions	Total Attempts	Avg. by set
1	NCA Nicaragua	36	58	82	176	6.00
2	ESA El Salvador	29	48	69	146	4.83
3	GUA Guatemala	28	33	64	125	4.67
4	PAN Panama	46	76	144	266	4.60
5	BIZ Belize	41	81	126	248	4.10
6	HON Honduras	32	110	143	285	2.91
7	CRC Costa Rica	22	59	84	165	2.44
Total Tournament		234	465	712	1,411	8.07



Best Setters

Rk	Team	Running Sets	Faults	Still Sets	Total Attempts	Avg. by set
1	GUA Guatemala	43	1	94	138	7.17
2	ESA El Salvador	41	1	124	166	6.83
2	NCA Nicaragua	41	3	140	184	6.83
4	CRC Costa Rica	61	2	146	209	6.78
5	PAN Panama	51	9	200	260	5.10
6	BIZ Belize	44	5	199	248	4.40
7	HON Honduras	38	7	227	272	3.45
Total Tournament		319	28	1,130	1,477	11.00



Best Receivers

Limit: 20.00%

Rk	Team	Excellents	Faults	Serve Receptions	Total Attempts	Eff. %
1	NCA Nicaragua	68	3	52	123	52.85
2	GUA Guatemala	46	1	42	89	50.56
3	CRC Costa Rica	75	3	81	159	45.28
4	ESA El Salvador	57	6	55	118	43.22
5	PAN Panama	84	12	103	199	36.18
6	HON Honduras	91	23	115	229	29.69
7	BIZ Belize	76	17	114	207	28.50
Total Tournament		497	65	562	1,124	38.43



Guatemala, Costa Rica and Nicaragua strong at Men's AFECAVOL

SAN SALVADOR, El Salvador, November 12, 2018.- Guatemala, Costa Rica and Nicaragua showed strong performances on day three of the twentieth Men's Senior AFECAVOL Central American Championship being held San Salvador, El Salvador.

Guatemala had a rock solid performance over Honduras, while Costa Rica continues undefeated after winning to Belize and Nicaragua topped Panama in their first victory; all in straight sets.

Guatemala (2-0) will face Costa Rica (2-0) on Tuesday, followed by Nicaragua (1-1) against Belize (1-2) and El Salvador (1-1) vs. Honduras (0-3).

Guatemala 3, Honduras 0

Defending champions Guatemala had a rock solid performance over Honduras 3-0 (25-11, 25-15, 25-15). Guatemala had little resistance from Honduras in carrying out their second straight set victory. The defending champions stand with 2-0 win-loss record and ten ranking points; Honduras still has no victories for 0-3 record and 2 points. It was an overwhelming performance by Guatemala; in set two they reached a 9-0 score as Gerardo González controlled the actions on the service line. Guatemala's dominant display continued up to the end. Guatemala held a huge margins in aces (10-0) and (42-22) in kills; both teams scored 4 points on blocks. Guatemala committed 15 errors and Honduras a total of 19. Guatemala balanced their points between opposite Andy Leonardo with 15 points, outside hitter Wagner Chacon with 12 points and captain Carlos Lopez contributed with 11 points. Opposite Carlos Osorio led Honduras with 8 points.

Costa Rica 3, Belize 0

Costa Rica continues strong after beating Belize 3-0 (25-20, 25-21, 25-22). Costa Rica forced their strategy over a tough Belize that kept the scores always close to keep their undefeated (3-0) record and fifteen perfect ranking points. Belize now has 1-2 win-loss record and four points. Costa Rica's powerful serves didn't allow Belize to get into rhythm and committing multiple errors for a comfortable performance. Costa Rica's good blocking also edged Belize strong attacker's consistency. Costa Rica came out on top with a sizeable 10-2 margin in aces and 8-5 advantage in blocks. Belize held advantage in attacks with 35-32 margin. Costa Rica committed 21 errors and Belize 25. Once again outside hitter Alberto Blanco led Costa Rica attackers with 16 points, including 15 kills, and opposite Ricky Vargas added 11 points on 6 kills, 2 blocks and 3 aces. Opposite Karym Coleman was Belize top scorer with 16 points, followed by outside hitter Francis Hauze with 13 points.

Nicaragua 3, Panama 0

Nicaragua topped Panama 3-0 (25-23, 26-24, 25-22) for the first victory. Nicaragua was calculated in reaching a considerable advantage; Panama never stopped pushing, keeping the score close but always behind. Nicaragua showed a fast and organized game plan, but losing three match points (24-19) before their thrilling 25-22 finish. Nicaragua improved their win-loss record (1-1) and stands



with five points; Panama has 1-2 record and four points. The winners prevailed on 43-36 advantage in attacks and scoring on 30 opponent errors, while Panama held 8-2 margin in blocks, 2-1 in aces and scored on 23 Nicaraguan errors. Outside hitter Jony Zeledon and opposite Denis Garcia of Nicaragua scored 15 tallies each, all in kills. Middle blocker Angel Beitia led Panama with 13 points on 10 kills and 3 blocks and outside hitter Oswald Marshall scored 9 points, followed by opposite Otto Othon with 8 points.

Guatemala, Costa Rica y Nicaragua fuertes en Masculino de AFECVOL

SAN SALVADOR, El Salvador, 12 de noviembre de 2018.- Guatemala, Costa Rica y Nicaragua lucen fuertes en el tercer día de la vigésima Copa Centroamericana Mayor Masculina de AFECVOL que se disputa en San Salvador, El Salvador.

Guatemala fue contundente sobre Honduras, mientras que Costa Rica sigue invicto luego de ganar ante Belice y Nicaragua se impuso a Panamá en su primera victoria; todos en sets seguidos.

Guatemala (2-0) se enfrentará a Costa Rica (2-0) el martes, seguido por Nicaragua (1-1) ante Belice (1-2) y El Salvador (1-1) vs. Honduras (0-3).

Guatemala 3, honduras 0

El campeón defensor Guatemala fue contundente sobre Honduras 3-0 (25-11, 25-15, 25-15). Guatemala tuvo poca resistencia por parte de Honduras para lograr su segunda victoria en sets seguidos. El campeón defensor tiene record 2-0 en juegos ganados y diez puntos; Honduras todavía sin victorias marcha 0-3 y con 2 puntos. El despliegue dominante despliegue de Guatemala alcanzó un marcador de 9-0 en el segundo set, bajo el mando del acomodador Gerardo González desde la línea de servicio. El dominio guatemalteco se impuso hasta el final del juego. Guatemala sostuvo enorme ventaja en el servicio (10-0) y en ataque (42-22); ambos equipos anotaron 4 puntos por bloqueo. Guatemala cometió 15 errores y Honduras un total de 19. Guatemala anotó distribuyendo su juego entre el opuesto Andy Leonardo con 15 puntos, el atacante de esquina Wagner Chacón con 12 puntos y el capitán Carlo López contribuyó con 11 puntos. El opuesto Carlos Osorio lideró a Honduras con 8 puntos.

Costa Rica 3, Belice 0

Costa Rica sigue fuerte luego de vencer a Belice 3-0 (25-20, 25-21, 25-22). Costa Rica impuso su estrategia para continuar con record invicto (3-0) y perfectos quince puntos de ranking, sobre un difícil equipo de Belice que siempre mantuvo los marcadores cerca. Belice ahora tiene 1-2 record en juegos ganados y cuatro puntos. El potente servicio de Costa Rica no permitió que Belice pudiera entrar en ritmo y cometer múltiples errores evitando jugar con comodidad. El bloqueo costarricense también evitó que el ataque fuerte de Belice fuera consistente. Costa Rica superó con una considerable ventaja de 10-2 en puntos de servicio y 8-5 en bloqueos. Belice fue mejor en ataque por margen de 35-32. Costa Rica cometió 21 errores y Belice 25. Una vez más el atacante de esquina



Alberto Blanco lideró a Costa Rica con 16 puntos, incluyendo 15 ataques y el opuesto Ricky Vargas agregó 11 puntos a través de 6 ataques, 2 bloqueos y 3 servicios. El Opuesto Karym Coleman fue el máximo anotador de Belice con 16 puntos, seguido por el atacante Francis Hauze con 13 puntos.

Nicaragua 3, Panamá 0

Nicaragua se impuso a Panamá 3-0 (25-23, 26-24, 25-22) en su primera victoria. El equipo de Nicaragua fue calculador, obteniendo una ventaja considerable; Panamá no dejó de presionar con buen ritmo y manteniendo el marcador cerca pero siempre atrás. Nicaragua fue rápido y organizado, pero perdiendo tres puntos de juego (24-19) antes de un emocionante cierre a 25-22. Nicaragua mejoró su record (1-1) y tiene cinco puntos; Panamá lleva record 1-2 y cuatro puntos. Los ganadores encabezaron el ataque 43-36 y anotó 30 puntos por errores rivales, en tanto que Panamá sostuvo un margen de 8-2 en bloqueos, 2-1 en servicios y anotó 23 puntos por errores de Nicaragua. El atacante Jonny Zeledon y el opuesto Denis García de Nicaragua anotaron 15 tantos cada uno, todos de ataque. El central Angel Beitia lideró a Panamá con 13 puntos a través de 10 ataques y 3 bloqueos, y el atacante de esquina Oswald Marshall anotó 9 puntos, seguido por el opuesto Otto Othon con 8 puntos.