

9.c



# **GUIDELINES**

**for**  
**completing**  
**Libero Control Sheet – R6**







# CONTENTS :



- I. Before the match
- II. After the toss
- III. During the match
- IV. After the match

# I. BEFORE THE MATCH (1)

- To fill in the following rows or boxes marked 1 – 10 :

Name of the Competition : <b>WORLD JUNIOR MEN'S CHAMPIONSHIP</b>									
City	<b>B A N G K O K</b>				Country Code :	<b>T H A</b>		Date	
Hall	<b>N I M I B U T</b>				Pool/Phase	<b>FINAL</b>		Match N°	<b>4 5</b>
Division : Men <input type="checkbox"/>		Women <input type="checkbox"/>		Category : Senior <input type="checkbox"/>		Junior <input type="checkbox"/>		Youth <input type="checkbox"/>	
								A or B   <b>TEAMS</b>  <b>VS</b>  A or B	

- 1:** Name of competition
- 2:** Site (City) and Country code
- 3:** Hall – Write name of stadium or gymnasium
- 4:** Pool/Phase – Write round of the competition (Elim. for Eliminary Round, seeding or Qual. for Play-off, Final for Final Round)
- 5:** Match number

# I. BEFORE THE MATCH (2)

- To fill in the following rows or boxes marked 1 – 10 :

Name of the Competition : WORLD JUNIOR MEN'S CHAMPIONSHIP											
City	B A N G K O K				Country Code :	T H A		Date	0 1 0 1 0 9	Time	2 1 : 0 0
Hall	N M I B U T		Pool/Phase	FINAL	Match N°	4 5					
Division :	Men	<input checked="" type="checkbox"/>	Women	<input type="checkbox"/>	Category :	Senior	<input type="checkbox"/>	Junior	<input checked="" type="checkbox"/>	Youth	<input type="checkbox"/>
								A or B	<input type="radio"/>	TEAMS	<input type="radio"/>
									I T A	VS	B R A

6: Division – Men, Women (put X into the respective box)

7: Category – Senior, Junior, Youth (put X into the respective box)

8: Date – Write day/month/year

9: Time – Time of the match according to the program of the day

10: Teams – Country codes (write the name of teams by program)

- 6:** Division – Men, Women (put X into the respective box)
- 7:** Category – Senior, Junior, Youth (put X into the respective box)
- 8:** Date – Write day/month/year
- 9:** Time – Time of the match according to the program of the day
- 10:** Teams – Country codes (write the name of teams by program)
- Note →** Leave blank circles A or B before or after the name of teams

## II. AFTER TOSS (1)



- After toss the assistant scorer has to obtain the information about :

Name of the Competition : <b>WORLD JUNIOR MEN'S CHAMPIONSHIP</b>											
City	<b>B A N G K O K</b>				Country Code :	<b>T H A</b>		Date	<b>0 1 0 1 0 9</b>	Time	<b>2 1 0 0</b> min
Hall	<b>N I M I B U T</b>				Pool/Phase	<b>FINAL</b>		Match N°	<b>4,5</b>		
Division : Men <input checked="" type="checkbox"/>		Women <input type="checkbox"/>		Category : Senior <input type="checkbox"/>		Junior <input checked="" type="checkbox"/>		Youth <input type="checkbox"/>		A or B <b>A</b> <b>I T A</b> TEAMS <b>B R A</b> <b>B</b> A or B	

1. the playing court of teams (court A at left side of scorer)

Upon to the result of toss to record the letters **A** and **B** into the respective blank circles

Remark: it is possible, that the first team in the program will be team B, if it starts on the right of the scorer

## II. AFTER TOSS (2)



- After toss the assistant scorer has to obtain the information about :

SET 1				
No <u>5</u>	(A)	No <u>19</u>	No <u>3</u>	(B) No <u>4</u>

2. the numbers of each Libero player from the scorer

*Remarks: it is not relevant which number is recorded first, because the coach has the right to send onto court any one of the Liberos*

# III. DURING THE MATCH (1)

- the assistant scorer records the data of each Libero replacement

In case of Libero replacement between a Libero and a normal player

- to record the number of Libero in the column heading "Lib."
- to record the number of replacing player in the column "Rep."
- to record the score when replacement was executed

*!! the first digit of the score shows the points of the team making the replacement !!*

SET 1					
No <u>5</u>	<u>A</u>	No <u>19</u>	No <u>3</u>	<u>B</u>	No <u>4</u>
Lib.	Rep.	Score	Lib.	Rep.	Score
19	6	0-0			
19	6	4-3			
5	8	4-4			

Example:

19(L2) in - 6 out; score 0 - 0

6 in - 19(L2) out; score 4 - 3

5(L1) in - 8 out; score 4 - 4



## III. DURING THE MATCH (2)

- the assistant scorer records the data of each Libero replacement

In case of Libero replacement between 2 Liberos :

- record the number of the Libero entering the court in the column "Lib."
- leave empty the box in the column heading "Rep."
- record the score as previously

SET 1					
No 5	(A)	No 19	No 3	(B)	No 4
Lib.	Rep.	Score	Lib.	Rep.	Score
19	6	0-0			
19	6	4-3			
5	8	4-4			
19	!	5-4			
19	8	10-7			

Example:

19(L2) in – 5 (L1)out ; score 5–4

8 in – 19(L2) out; score 10 - 7



### III. DURING THE MATCH (3)



#### Re-designation

In the case when only one Libero is available for the team,  
the Libero can be re-designated for illness/injury/poor play.  
The new Libero number must be recorded in the re-designation box

#### Re-designation team A:

No:(OUT/IN) 5 / 9 Set: 4 Points: 4 : 8

Example:

- during the match one of the Liberos (No. 19) became unable to play for team A
- in set 4 at score 4:8 the available Libero (No. 5) is became/declared unable to play
- player number 9 is re-designated as new Libero
- assistant scorer records the score in the moment of re-designation

# III. DURING THE MATCH - BEFORE SET 5 -



Before set 5, after the toss, the assistant scorer records the letter A and B assigned to each team in the blank circles below the box "SET 5"

SET 5								
No <u>9</u>	(A)	No <u>   </u>	No <u>3</u>	(B)	No <u>4</u>	No <u>9</u>	(A)	No <u>   </u>
Lib.	Rep.	Score	Lib.	Rep.	Score	Lib.	Rep.	Score

- put into the **left circle** the letter of the team starting on the **left side**
- put in the **center circle** the letter of the team starting on the **right side**
- put the numbers of Libero players in the top of the appropriate column

**Pay attention: in set 4 there was a re-designation**

*Hint: better to fill the heading of the third section (right) before the set*

# III. DURING THE MATCH – SET 5



In the beginning of set 5, the assistant scorer proceeds using the same procedure as in the non-deciding sets using the first two sections entitled SET 5

SET 5								
No <u>9</u>	(A)	No <u>   </u>	No <u>3</u>	(B)	No <u>4</u>	No <u>9</u>	(A)	No <u>   </u>
Lib.	Rep.	Score	Lib.	Rep.	Score	Lib.	Rep.	Score
9	6	0-0	3	8	0-1			
9	6	4-3	3	8	3-4			
9	8	4-4	3	11	8-6			
9	8	6-7	3	11	10-7			
			4	8	11-9	9	8	8-10
			4	8	13-10	9	8	9-12

After the change of court:

- record the Libero replacement data in the third section on the far right for the team which were originally recorded in the first section on the left
- continue the recording in the next blank row

## IV. AFTER THE MATCH

At the end of the match the assistant scorer will sign at the bottom of this sheet

Name of the Assistant Scorer Chuckhai Tackachot

Signature Chuckai Takachot

The assistant scorer will submit R6 form to the referees to be checked  
and submitted with the score sheet





# THE END

