




**CAMPEONATO
CENTROAMERICANO
DE VOLEIBOL SUB 17**
F E M E N I N O

NICARAGUA 24-28 SEP 2024

BOLETÍN #4

26 de septiembre 2024





Training Schedule / Calendario de Entrenamiento

| DATE/FECHA | TIME/HORA | GIMNASIO DE VOLEIBOL IND | | TIME/HORA | UAM | |
|------------|-----------|--------------------------|--|-----------|-----|--|
| 24-sep-24 | 08:30 | CRC | | 08:30 | BIZ | |
| | 09:30 | GUA | | 09:30 | HON | |
| | 10:30 | NCA | | 10:30 | ESA | |
| 25-sep-24 | 08:30 | BIZ | | 08:30 | GUA | |
| | 09:30 | CRC | | 09:30 | ESA | |
| | 10:30 | NCA | | 10:30 | HON | |
| 26-sep-24 | 08:30 | CRC | | 08:30 | GUA | |
| | 09:30 | ESA | | 09:30 | HON | |
| | 10:30 | BIZ | | 10:30 | NCA | |
| 27-sep-24 | 08:30 | GUA | | 08:30 | ESA | |
| | 09:30 | BIZ | | 09:30 | HON | |
| | 10:30 | CRC | | 10:30 | NCA | |
| 28-sep-24 | 08:30 | BIZ | | 08:30 | ESA | |
| | 09:30 | CRC | | 09:30 | HON | |
| | 10:30 | NCA | | 10:30 | GUA | |





FEDERATION INTERNATIONALE DE VOLLEYBALL
ASOCIACION DE FEDERACIONES CENTROAMERICANAS
DE VOLEIBOL AFECAVOL

O-1

**UNIFORMS COLORS /
COLORES UNIFORMES**

CITY

MANAGUA, NICARAGUA

REGISTERED COLORS / REGISTRO COLORES

(ONLY SHIRT COLOR / SOLO COLOR CAMISA)

DATE

23/9/2024

POOL
PHASE

**A
FINAL**

| BIZ | CRC | ESA | GUA | HON | NCA |
|-------|--------|--------|---------|---------|--------|
| BLUE | ROJO | AZUL | AZUL | CELESTE | AZUL |
| WHITE | BLANCO | BLANCO | BLANCO | BLANCO | BLANCO |
| | AZUL | | CELESTE | NEGRO | |

MATCH SCHEDULE

Calendrier des matches

| DATE : | N° Match | Team Equipe | |
|---------|-------------|----------------|-----|
| | | A | B |
| 24-sep. | 1 | CRC | BIZ |
| 24-sep. | 2 | GUA | HON |
| 24-sep. | 3 | NCA | ESA |
| 25-sep. | 4 | BIZ | GUA |
| 25-sep. | 5 | CRC | ESA |
| 25-sep. | 6 | NCA | HON |
| 26-sep. | 7 | CRC | GUA |
| 26-sep. | 8 | ESA | HON |
| 26-sep. | 9 | BIZ | NCA |
| 27-sep. | 10 | GUA | ESA |
| 27-sep. | 11 | BIZ | HON |
| 27-sep. | 12 | CRC | NCA |
| 28-sep. | 13 | BIZ | ESA |
| 28-sep. | 14 | CRC | HON |
| 28-sep. | 15 | NCA | GUA |

TEAMS CHOICE (1-2 OR 3)

Choix des équipes (1-2 ou 3)

| 1st CHOICE 1 er Choix | | LIBERO | |
|--------------------------|---|---------|---------|
| A | B | A | B |
| | | AZUL | WHITE |
| | | BLANCO | NEGRO |
| | | BLANCO | AZUL |
| | | BLUE | AZUL |
| | | ROJO | BLANCO |
| | | AZUL | CELESTE |
| | | BLANCO | CELESTE |
| | | AZUL | NEGRO |
| | | WHITE | AZUL |
| | | CELESTE | AZUL |
| | | BLUE | CELESTE |
| | | AZUL | BLANCO |
| | | BLUE | BLANCO |
| | | BLANCO | NEGRO |
| | | AZUL | AZUL |

FIVB DECISION

Décision de la FIVB




| A | B |
|--------|---------|
| ROJO | BLUE |
| AZUL | CELESTE |
| AZUL | BLANCO |
| WHITE | CELESTE |
| BLANCO | AZUL |
| BLANCO | NEGRO |
| AZUL | BLANCO |
| BLANCO | CELESTE |
| BLUE | BLANCO |
| AZUL | BLANCO |
| WHITE | NEGRO |
| BLANCO | AZUL |
| WHITE | AZUL |
| ROJO | BLANCO |
| BLANCO | CELESTE |

APPROVAL: FIVB TECHNICAL DELEGATE

Bluadria



Match Schedule / Calendario de Competencia

| ROUND ROBIN | | | | | | Set | Result per set (points) | | | | | POINTS | DURATION |
|---------------------------|-------|-----|---|----|---|-----|-------------------------|-------|-------|-------|-------|--------|----------|
| | | | | | | | 1 | 2 | 3 | 4 | 5 | | |
| SEPTEMBER 24, 2024 | | | | | | | | | | | | | |
| 1 | 13:30 | CRC |  | vs |  | BIZ | 3-0 | 25-14 | 25-16 | 25-23 | | 75-53 | 01:32 |
| 2 | 16:00 | GUA |  | vs |  | HON | 3-0 | 25-22 | 25-20 | 25-21 | | 75-63 | 01:38 |
| INAUGURATION | | | | | | | | | | | | | |
| 3 | 18:30 | NCA |  | vs |  | ESA | 3-0 | 25-12 | 25-9 | 25-19 | | 75-40 | 1:23 |
| SEPTEMBER 25, 2024 | | | | | | | | | | | | | |
| 4 | 13:30 | BIZ |  | vs |  | GUA | 3-1 | 25-17 | 25-21 | 26-28 | 25-21 | 101-87 | 2:13 |
| 5 | 16:00 | CRC |  | vs |  | ESA | 3-0 | 25-13 | 25-19 | 25-19 | | 75-51 | 1:39 |
| 6 | 18:30 | NCA |  | vs |  | HON | 3-1 | 25-6 | 17-25 | 25-11 | 25-15 | 92-57 | 1:45 |
| SEPTEMBER 26, 2024 | | | | | | | | | | | | | |
| 7 | 13:30 | CRC |  | vs |  | GUA | 3-1 | 25-17 | 17-25 | 25-23 | 25-23 | 92-88 | 2:16 |
| 8 | 16:00 | ESA |  | vs |  | HON | 3-1 | 22-25 | 25-18 | 25-11 | 25-23 | 97-77 | 2:09 |
| 9 | 18:30 | BIZ |  | vs |  | NCA | 1-3 | 24-26 | 16-25 | 25-20 | 21-25 | 86-96 | 02:06 |
| SEPTEMBER 27, 2024 | | | | | | | | | | | | | |
| 10 | 13:30 | GUA |  | vs |  | ESA | | | | | | | |
| 11 | 16:00 | BIZ |  | vs |  | HON | | | | | | | |
| 12 | 18:30 | CRC |  | vs |  | NCA | | | | | | | |
| SEPTEMBER 28, 2024 | | | | | | | | | | | | | |
| 13 | 13:30 | BIZ |  | vs |  | ESA | | | | | | | |
| 14 | 16:00 | CRC |  | vs |  | HON | | | | | | | |
| 15 | 18:30 | NCA |  | vs |  | GUA | | | | | | | |



MATCHES RESULTS

Round robin

| No | Date | Teams | Set | Result per set (points) | | | | | Total Points | Duration | Spectators |
|----|-------------|-----------|-----|-------------------------|-------|-------|-------|---|--------------|----------|------------|
| | | | | 1 | 2 | 3 | 4 | 5 | | | |
| 1 | 24-Sep-2024 | CRC - BIZ | 3-0 | 25-14 | 25-16 | 25-23 | | | 75-53 | 1:32 | 75 |
| 2 | 24-Sep-2024 | GUA - HON | 3-0 | 25-22 | 25-20 | 25-21 | | | 75-63 | 1:38 | 400 |
| 3 | 24-Sep-2024 | NCA - ESA | 3-0 | 25-12 | 25-9 | 25-19 | | | 75-40 | 1:23 | 800 |
| 4 | 25-Sep-2024 | BIZ - GUA | 3-1 | 25-17 | 25-21 | 26-28 | 25-21 | | 101-87 | 2:13 | 150 |
| 5 | 25-Sep-2024 | CRC - ESA | 3-0 | 25-13 | 25-19 | 25-19 | | | 75-51 | 1:37 | 300 |
| 6 | 25-Sep-2024 | NCA - HON | 3-1 | 25-6 | 17-25 | 25-11 | 25-15 | | 92-57 | 1:45 | 800 |
| 7 | 26-Sep-2024 | CRC - GUA | 3-1 | 25-17 | 17-25 | 25-23 | 25-23 | | 92-88 | 2:16 | 150 |
| 8 | 26-Sep-2024 | ESA - HON | 3-1 | 22-25 | 25-18 | 25-11 | 25-23 | | 97-77 | 2:09 | 500 |
| 9 | 26-Sep-2024 | BIZ - NCA | 1-3 | 24-26 | 16-25 | 25-20 | 21-25 | | 86-96 | 2:06 | 700 |
| 10 | 27-Sep-2024 | GUA - ESA | | | | | | | - | | |
| 11 | 27-Sep-2024 | BIZ - HON | | | | | | | - | | |
| 12 | 27-Sep-2024 | CRC - NCA | | | | | | | - | | |
| 13 | 28-Sep-2024 | BIZ - ESA | | | | | | | - | | |
| 14 | 28-Sep-2024 | CRC - HON | | | | | | | - | | |
| 15 | 28-Sep-2024 | NCA - GUA | | | | | | | - | | |

TEAM RANKING

Round robin

| Rk | Code | Team | Matches | | | | Pts | Results details | | | | | | Sets | | | Points | | |
|----|------|-------------|---------|---|---|----|-----|-----------------|-----|-----|-----|-----|-----|------|-------|-------|--------|-------|-------|
| | | | W | L | T | | | 3-0 | 3-1 | 3-2 | 2-3 | 1-3 | 0-3 | W | L | Ratio | W | L | Ratio |
| 1 | CRC | Costa Rica | 3 | 0 | 3 | 14 | 2 | 1 | 0 | 0 | 0 | 0 | 9 | 1 | 9.000 | 242 | 192 | 1.260 | |
| 2 | NCA | Nicaragua | 3 | 0 | 3 | 13 | 1 | 2 | 0 | 0 | 0 | 0 | 9 | 2 | 4.500 | 263 | 183 | 1.437 | |
| 3 | GUA | Guatemala | 1 | 2 | 3 | 7 | 1 | 0 | 0 | 0 | 2 | 0 | 5 | 6 | 0.833 | 250 | 256 | 0.976 | |
| 4 | BIZ | Belize | 1 | 2 | 3 | 5 | 0 | 1 | 0 | 0 | 1 | 1 | 4 | 7 | 0.571 | 240 | 258 | 0.930 | |
| 5 | ESA | El Salvador | 1 | 2 | 3 | 4 | 0 | 1 | 0 | 0 | 0 | 2 | 3 | 7 | 0.428 | 188 | 227 | 0.828 | |
| 6 | HON | Honduras | 0 | 3 | 3 | 2 | 0 | 0 | 0 | 0 | 2 | 1 | 2 | 9 | 0.222 | 197 | 264 | 0.746 | |

P-2 Match result

Round robin

Match: 7 **Date:** 26/09/2024 **Spectators:** 150
City: Managua
Hall: Gimnasio de Voleibol IND
Match duration: **Start:** 13:30 **End:** 15:46 **Total:** 2:16

| Teams | Sets | 1 | 2 | 3 | 4 | 5 | Total |
|------------------|----------|------|------|------|------|---|-------|
| CRC | 3 | 25 | 17 | 25 | 25 | | 92 |
| GUA | 1 | 17 | 25 | 23 | 23 | | 88 |
| Duration: | | 0:28 | 0:31 | 0:35 | 0:33 | | 2:07 |

Referees: 1st: Javier Alberto Lagos Ordoñez (HON) 2nd: Nathaniel Castillo (BIZ)

| CRC - Costa Rica | | | | | | | | | | | | | | |
|------------------|-----------------|------|---------|----|----|----|---|---------------|---|---|---|---|----|--|
| No | Name | Pos. | Line-up | | | | | Points by set | | | | | T. | |
| | | | 1 | 2 | 3 | 4 | 5 | 1 | 2 | 3 | 4 | 5 | | |
| 1 | J. Alfaro (L) | L | L | L | L | L | | | | | | | | |
| 2 | D. Barrantes | OP | | | 15 | | | | | | | | | |
| 4 | L. MURILLO | MB | 2 | 3 | 3 | | 2 | 1 | 1 | | | | 4 | |
| 5 | M Perez | OH | | 20 | 20 | 20 | | | | | | | | |
| 9 | N. Granados (C) | S | 6 | 1 | 1 | 2 | 1 | | | | | | 1 | |
| 11 | L Vargas | OH | | 12 | 5 | 6 | | 3 | 1 | 5 | | | 9 | |
| 12 | M. Arias | OH | 4 | 5 | | 19 | 5 | 1 | | | | | 6 | |
| 15 | A. Campos | OP | 3 | 4 | 4 | 5 | 1 | 1 | 6 | 3 | | | 11 | |
| 18 | A. Rodriguez | S | | | | | | | | | | | | |
| 19 | A Murrell | MB | | 4 | 4 | | | | 1 | 3 | | | 4 | |
| 20 | C. Matinez | MB | 5 | 6 | 6 | 1 | 3 | 1 | 2 | 1 | | | 7 | |
| 23 | N. Leiva | OH | 1 | 2 | 2 | 3 | 2 | 3 | 2 | 2 | | | 9 | |

Coach: Kareem Richards
Assistant: RETANA GOMEZ ALEXA

| GUA - Guatemala | | | | | | | | | | | | | | |
|-----------------|-------------|------|---------|---|---|----|---|---------------|---|---|---|---|----|----|
| No | Name | Pos. | Line-up | | | | | Points by set | | | | | T. | |
| | | | 1 | 2 | 3 | 4 | 5 | 1 | 2 | 3 | 4 | 5 | | |
| 1 | Guerra | OP | 5 | 4 | 5 | 4 | 2 | 1 | 4 | 6 | | | | 13 |
| 3 | Stahl | OH | 5 | | | | | | | | | | | |
| 5 | Garrido (C) | OH | 6 | 5 | 6 | 5 | 3 | 3 | 3 | 4 | | | 13 | |
| 7 | Monney (L) | L | L | L | L | L | | | | | | | | |
| 8 | Vaughn | S | 2 | 1 | 2 | 1 | 3 | 3 | | | | | 6 | |
| 9 | Gonzalez | MB | 17 | 2 | 3 | 2 | 1 | 5 | 2 | 2 | | | 10 | |
| 11 | Pérez | MB | 4 | 3 | 4 | 3 | 2 | 4 | 5 | 1 | | | 12 | |
| 13 | Herrera | MB | 1 | 6 | 1 | 6 | 1 | 2 | 1 | | | | 4 | |
| 17 | Garces | OH | 3 | | 5 | | 1 | | | | | | 1 | |
| 18 | Barrera | OH | 11 | | | 13 | 1 | | | | | | 1 | |
| 23 | Reyes | S | 8 | | 1 | | | | | | | | | |
| 27 | Chang | OP | 1 | 8 | 8 | 8 | | | | 3 | 2 | | 5 | |

Coach: Julio Rolando Dominguez Leal
Assistant:

TEAMS AND PLAYERS PERFORMANCES

| Won Points | Total Atts | No Name |
|------------|------------|-------------------|
| 41 | 127 | Total Team |
| 10 | 35 | 15 A. Campos |
| 8 | 26 | 23 N. Leiva |
| 7 | 19 | 11 L Vargas |
| 6 | 35 | Total Team |
| 2 | 3 | 11 L Vargas |
| 2 | 12 | 20 C. Matinez |
| 1 | 3 | 4 L. MURILLO |
| 4 | 91 | Total Team |
| 1 | 13 | 4 L. MURILLO |
| 1 | 6 | 12 M. Arias |
| 1 | 20 | 15 A. Campos |
| 41 | | Total Team |
| 92 | 253 | Total Team |
| 11 | 60 | 15 A. Campos |
| 9 | 28 | 11 L Vargas |
| 9 | 45 | 23 N. Leiva |

| Scoring Skills |
|---------------------|
| Attack |
| Block |
| Serve |
| Opp. error |
| Total |
| Best scorers |

| Won Points | Total Atts | No Name |
|------------|------------|-------------------|
| 49 | 155 | Total Team |
| 12 | 29 | 1 Guerra |
| 10 | 32 | 5 Garrido |
| 10 | 24 | 11 Pérez |
| 4 | 29 | Total Team |
| 2 | 11 | 11 Pérez |
| 1 | 4 | 8 Vaughn |
| 1 | 1 | 27 Chang |
| 12 | 89 | Total Team |
| 3 | 11 | 5 Garrido |
| 3 | 15 | 8 Vaughn |
| 2 | 20 | 9 Gonzalez |
| 23 | | Total Team |
| 88 | 273 | Total Team |
| 13 | 45 | 1 Guerra |
| 13 | 43 | 5 Garrido |
| 12 | 47 | 11 Pérez |

■ Starting line-up with position Atts = Attempts (C) = Captain MB = Middle blocker S = Setter
□ Substitute with shirt number Opp. = Opponent (L) / L = Libero OP = Opposite OH = Outside Hitter



**CAMPEONATO
CENTROAMERICANO
DE VOLEIBOL SUB 17
FEMENINO**

I Central America VB Sub 17 Femenina

[P-2] Match result

Round robin



AFECANOL
ASOCIACIÓN DE FEDERACIONES
CENTROAMERICANAS DE VOLEIBOL

Match: 8 **Date:** 26/09/2024 **Spectators:** 500
City: Managua
Hall: Gimnasio de Voleibol IND
Match duration: **Start:** 16:00 **End:** 18:42 **Total:** 2:09

| Teams | Sets | 1 | 2 | 3 | 4 | 5 | Total |
|------------------|----------|------|------|------|------|---|-------|
| ESA | 3 | 22 | 25 | 25 | 25 | | 97 |
| HON | 1 | 25 | 18 | 11 | 23 | | 77 |
| Duration: | | 0:33 | 0:29 | 0:24 | 0:34 | | 2:00 |

Referees: 1st: Tatiana Villalobos Vargas (CRC) 2nd: Norman Largaespada (NCA)

| ESA - El Salvador | | | | | | | | | | | | | | |
|-------------------|------------|------|---------|----|----|----|---|---------------|---|---|---|----|----|----|
| No | Name | Pos. | Line-up | | | | | Points by set | | | | | T. | |
| | | | 1 | 2 | 3 | 4 | 5 | 1 | 2 | 3 | 4 | 5 | | |
| 1 | GARCIA (L) | L | L | L | L | L | | | | | | | | |
| 2 | GUARDADO | OP | | | | | | | | | | 17 | | |
| 4 | TATY (C) | OH | 2 | 1 | | | | 2 | | | | 14 | | 2 |
| 6 | ROGEL | S | 1 | 6 | 1 | 6 | | 4 | 1 | 1 | 1 | | | 7 |
| 7 | CUNZA | OH | 5 | 4 | 2 | 1 | | 4 | | 6 | | | | 10 |
| 8 | OLIVO | OH | 6 | 2 | 6 | 5 | | 2 | 2 | | | | | 4 |
| 9 | DURAN (L) | L | L | | | L | | | | | | | | |
| 11 | FAJARDO | MB | | | | | | | | | | 17 | | |
| 12 | DANIELA | OH | | | | | | | | | | | | |
| 14 | RAQUEL | OH | 7 | 4 | 5 | 4 | | 4 | 3 | 1 | | | | 8 |
| 17 | CESTONI | MB | 3 | 5 | 3 | 2 | | 3 | 3 | | | | | 6 |
| 19 | CAMILA | S | | | | | | | | | | | | |
| 21 | VARGAS | OP | 23 | 3 | 4 | 23 | | 3 | 5 | 2 | 1 | | | 11 |
| 23 | JIMENA | OP | 4 | 21 | 21 | 3 | | 1 | | 1 | | | | 2 |

Coach: Pedro Humberto Rivas Martinez
Assistant: Orellana Romero Karen Iveth

| HON - Honduras | | | | | | | | | | | | | | |
|----------------|-------------|------|---------|----|----|----|---|---------------|---|---|---|---|----|----|
| No | Name | Pos. | Line-up | | | | | Points by set | | | | | T. | |
| | | | 1 | 2 | 3 | 4 | 5 | 1 | 2 | 3 | 4 | 5 | | |
| 2 | Vasquez | S | 18 | 18 | 17 | 1 | | | | | | | | |
| 5 | Ferrera (L) | L | L | L | L | L | | | | | | | | |
| 10 | Herdocia | MB | 3 | 3 | 3 | 3 | | 4 | 3 | 3 | 2 | | | 12 |
| 11 | Ramos | OH | 16 | 23 | | | | | | | | | | |
| 12 | Nuñez (C) | MB | 6 | 6 | 6 | 6 | | 1 | | 4 | | | | 5 |
| 15 | Janania | OH | 2 | 2 | 16 | 2 | | 2 | 1 | 2 | 3 | | | 8 |
| 16 | Villegas | OH | 5 | 5 | 5 | 5 | | 4 | 1 | 2 | | | | 7 |
| 17 | Figueroa | S | 1 | 1 | 1 | 10 | | | | | | | 1 | 1 |
| 18 | Velasquez | OP | 4 | 4 | 4 | 24 | | 3 | 2 | | 2 | | | 7 |
| 23 | Caceres | OH | 12 | 2 | 12 | | | | | 1 | | | | 1 |
| 24 | P. Lopez | MB | 17 | 17 | 18 | 4 | | | | | | | | |
| 25 | Aquino | MB | | | 12 | | | | | | | | | |

Coach: Cristiam Roberto Rodriguez Zavala
Assistant:

TEAMS AND PLAYERS PERFORMANCES

| Won Points | Total Atts | No | Name |
|------------|------------|-------------------|---------|
| 39 | 115 | Total Team | |
| 10 | 24 | 7 | CUNZA |
| 10 | 24 | 21 | VARGAS |
| 6 | 26 | 14 | RAQUEL |
| 2 | 16 | Total Team | |
| 1 | 3 | 14 | RAQUEL |
| 1 | 1 | 23 | JIMENA |
| 0 | 0 | 1 | GARCIA |
| 9 | 96 | Total Team | |
| 3 | 14 | 6 | ROGEL |
| 3 | 20 | 17 | CESTONI |
| 1 | 14 | 8 | OLIVO |
| 47 | | Total Team | |
| 97 | 227 | Total Team | |

| | | | |
|----|----|----|--------|
| 11 | 29 | 21 | VARGAS |
| 10 | 39 | 7 | CUNZA |
| 8 | 42 | 14 | RAQUEL |

| Scoring Skills | Won Points | Total Atts | No | Name |
|---------------------|------------|------------|-------------------|-----------|
| Attack | 25 | 124 | Total Team | |
| | 7 | 32 | 15 | Janania |
| | 5 | 13 | 10 | Herdocia |
| | 5 | 23 | 16 | Villegas |
| Block | 8 | 17 | Total Team | |
| | 5 | 7 | 10 | Herdocia |
| | 2 | 4 | 18 | Velasquez |
| | 1 | 3 | 12 | Nuñez |
| Serve | 8 | 78 | Total Team | |
| | 2 | 13 | 10 | Herdocia |
| | 2 | 11 | 16 | Villegas |
| | 1 | 7 | 12 | Nuñez |
| Opp. error | 36 | | Total Team | |
| | 77 | 219 | Total Team | |
| Best scorers | 12 | 33 | 10 | Herdocia |
| | 8 | 50 | 15 | Janania |
| | 7 | 34 | 16 | Villegas |

■ Starting line-up with position Atts = Attempts (C) = Captain MB = Middle blocker S = Setter
□ Substitute with shirt number Opp. = Opponent (L) / L = Libero OP = Opposite OH = Outside Hitter



[P-2] Match result

Round robin

Match: 9 **Date:** 26/09/2024 **Spectators:** 700
City: Managua
Hall: Gimnasio de Voleibol IND
Match duration: **Start:** 18:30 **End:** 21:33 **Total:** 2:06

| Teams | Sets | 1 | 2 | 3 | 4 | 5 | Total |
|------------------|----------|------|------|------|------|---|-------|
| BIZ | 1 | 24 | 16 | 25 | 21 | | 86 |
| NCA | 3 | 26 | 25 | 20 | 25 | | 96 |
| Duration: | | 0:31 | 0:26 | 0:29 | 0:31 | | 1:57 |

Referees: 1st: Walda Ioanna Maldonado Lam (GUA) 2nd: Maria Valiente Ramirez (ESA)

| BIZ - Belize | | | | | | | | | | | | | |
|-------------------------------|---------------|------|---------|----|---|----|---|---------------|---|---|---|---|----|
| No | Name | Pos. | Line-up | | | | | Points by set | | | | | T. |
| | | | 1 | 2 | 3 | 4 | 5 | 1 | 2 | 3 | 4 | 5 | |
| 1 | Marin | OH | 6 | 5 | 6 | 5 | | 9 | 4 | 3 | 5 | | 21 |
| 2 | Popper | MB | | | | | | | | | | | |
| 4 | Safa | S | 2 | 1 | 2 | 1 | | | | 4 | 1 | | 5 |
| 6 | Tsai | OP | 1 | 6 | 1 | 6 | | 1 | | 3 | 2 | | 6 |
| 8 | Armstrong (L) | L | | | | | | | | | | | |
| 11 | Jones (C) | OH | 3 | 2 | 3 | 2 | | 3 | 4 | 5 | 6 | | 18 |
| 13 | Reshetina | MB | | | | | | | | | | | |
| 16 | Thurton (L) | L | L | L | L | L | | | | | | | |
| 17 | Usher | S | 21 | 4 | | 21 | | | 1 | | | | 1 |
| 18 | Parks | MB | | | | | | | | | | | |
| 20 | Auil | OP | | 21 | | | | | | | | | |
| 21 | Lino | MB | 4 | 3 | 4 | 3 | | 1 | 1 | 5 | 1 | | 8 |
| 22 | Espejo | OH | 5 | 4 | 5 | 4 | | 2 | | | | | 2 |
| 24 | Sharp | OH | 6 | 6 | 6 | | | | | | | | |
| Coach: Jose Fontes | | | | | | | | | | | | | |
| Assistant: Quan Lupita | | | | | | | | | | | | | |

| NCA - Nicaragua | | | | | | | | | | | | | |
|---|-----------------|------|---------|----|----|----|---|---------------|---|---|---|---|----|
| No | Name | Pos. | Line-up | | | | | Points by set | | | | | T. |
| | | | 1 | 2 | 3 | 4 | 5 | 1 | 2 | 3 | 4 | 5 | |
| 2 | EBANKS | MB | 3 | 4 | 3 | 4 | | 1 | 1 | 2 | | | 4 |
| 3 | BALTODANO (L) | L | L | L | L | L | | | | | | | |
| 4 | GUTIERREZ | OH | 5 | | | 16 | | 4 | | | 1 | | 5 |
| 5 | RUIZ | OP | 4 | 5 | 4 | 5 | | 4 | 1 | 2 | 5 | | 12 |
| 7 | RAMOS | S | 1 | 2 | 1 | 2 | | | 1 | 1 | | | 2 |
| 8 | RODRIGUEZ | OP | | | | 12 | | | | | 1 | | 1 |
| 9 | JUAREZ | S | 11 | 2 | 11 | 2 | | | | | | 2 | 2 |
| 10 | TAYLOR | OH | | | | | | | | | | | |
| 11 | BIRD | MB | 6 | 1 | 6 | 1 | | 2 | 3 | 3 | 3 | | 11 |
| 12 | VIERA | OH | 2 | 3 | 2 | 3 | | 5 | 2 | | 3 | | 10 |
| 13 | ZELEDON (C) (L) | L | L | L | L | L | | | | | | | |
| 14 | MERCADO | OH | | | | | | | | | | | |
| 16 | RIOS | S | 4 | 6 | 5 | 6 | | 1 | 7 | 2 | 2 | | 12 |
| 18 | DAVILA | OH | 2 | 11 | | | | | | | | | |
| Coach: CLAUDIA NOGUERA | | | | | | | | | | | | | |
| Assistant: QUINTANA PEREIRA RENE | | | | | | | | | | | | | |

TEAMS AND PLAYERS PERFORMANCES

| Won Points | Total Atts | No | Name |
|------------|------------|-------------------|-------|
| 45 | 146 | Total Team | |
| 18 | 55 | 1 | Marin |
| 12 | 52 | 11 | Jones |
| 6 | 8 | 6 | Tsai |
| 6 | 42 | Total Team | |
| 2 | 7 | 1 | Marin |
| 2 | 8 | 4 | Safa |
| 2 | 13 | 21 | Lino |
| 10 | 87 | Total Team | |
| 6 | 21 | 11 | Jones |
| 1 | 10 | 1 | Marin |
| 1 | 9 | 17 | Usher |
| 25 | | Total Team | |
| 86 | 275 | Total Team | |
| 21 | 72 | 1 | Marin |
| 18 | 74 | 11 | Jones |
| 8 | 36 | 21 | Lino |

| Scoring Skills |
|---------------------|
| Attack |
| Block |
| Serve |
| Opp. error |
| Total |
| Best scorers |

| Won Points | Total Atts | No | Name |
|------------|------------|-------------------|-----------|
| 46 | 146 | Total Team | |
| 12 | 41 | 5 | RUIZ |
| 10 | 28 | 16 | RIOS |
| 9 | 28 | 12 | VIERA |
| 3 | 38 | Total Team | |
| 1 | 12 | 2 | EBANKS |
| 1 | 1 | 4 | GUTIERREZ |
| 1 | 13 | 11 | BIRD |
| 10 | 95 | Total Team | |
| 2 | 10 | 2 | EBANKS |
| 2 | 6 | 9 | JUAREZ |
| 2 | 7 | 11 | BIRD |
| 37 | | Total Team | |
| 96 | 279 | Total Team | |
| 12 | 66 | 5 | RUIZ |
| 12 | 41 | 16 | RIOS |
| 11 | 37 | 11 | BIRD |

■ Starting line-up with position Atts = Attempts (C) = Captain MB = Middle blocker S = Setter
□ Substitute with shirt number Opp. = Opponent (L) / L = Libero OP = Opposite OH = Outside Hitter



Best Scorers

| Rk | No | Name | Pos. | Team | Attack | Block | Serve | Total |
|-------------------------|----|-------------------------------------|------|------|--------|-------|-------|-------|
| 1 | 11 | Jones Akili | OH | BIZ | 43 | 1 | 13 | 57 |
| 2 | 1 | Marin Emaun | OH | BIZ | 39 | 6 | 2 | 47 |
| 3 | 15 | Campos Monge Amanda Maria | OP | CRC | 37 | 3 | 2 | 42 |
| 4 | 1 | Guerra Morataya Melissa Daniela | OP | GUA | 27 | 3 | 5 | 35 |
| | 5 | Columna Ruiz Lucia Natalia | OP | NCA | 29 | 2 | 4 | 35 |
| 6 | 20 | Martinez Wilson Charlotte Elizabeth | MB | CRC | 21 | 5 | 1 | 27 |
| | 23 | Leiva Fallas Nicole | OH | CRC | 18 | 1 | 8 | 27 |
| | 4 | GUTIERREZ EMELY FERNANDA | OH | NCA | 16 | 2 | 9 | 27 |
| 9 | 11 | Pérez Girón Natalia Gabriela | MB | GUA | 18 | 4 | 4 | 26 |
| 10 | 5 | Porres Garrido Regina Valeska | OH | GUA | 20 | 0 | 5 | 25 |
| | 16 | Rios Navarrete Luisa Fernanda | S | NCA | 19 | 0 | 6 | 25 |
| 12 | 10 | Herdocia Lopez Virginia Isela | MB | HON | 14 | 7 | 3 | 24 |
| 13 | 11 | Bird Ibarra Karen Adriana | MB | NCA | 18 | 3 | 2 | 23 |
| 14 | 8 | Vaughn Rodas Katherine Nicolle | S | GUA | 10 | 1 | 10 | 21 |
| 15 | 17 | Garces Nuñez Andrea Isabel | OH | GUA | 19 | 0 | 1 | 20 |
| | 2 | Ebanks Ruiz Maria Victoria | MB | NCA | 6 | 7 | 7 | 20 |
| 17 | 15 | Janania Pino Luna Elizabeth | OH | HON | 15 | 1 | 3 | 19 |
| | 12 | Viera Espinoza Franchesca | OH | NCA | 16 | 0 | 3 | 19 |
| 19 | 21 | Lino Amayah | MB | BIZ | 12 | 3 | 2 | 17 |
| | 11 | Vargas Molina Luciana | OH | CRC | 15 | 2 | 0 | 17 |
| 21 | 12 | Arias Bonilla Michelle | OH | CRC | 12 | 1 | 3 | 16 |
| | 21 | Vargas Landaverde Adriana Celestia | OP | ESA | 14 | 0 | 2 | 16 |
| | 16 | Villegas Reyes Ruth Antonella | OH | HON | 13 | 0 | 3 | 16 |
| | 18 | Velasquez Banegas Nicole Yalena | OP | HON | 12 | 3 | 1 | 16 |
| 25 | 6 | Tsai Rhea | OP | BIZ | 10 | 2 | 3 | 15 |
| 26 | 4 | Gomez Alvarado Tatiana Valeria | OH | ESA | 12 | 0 | 2 | 14 |
| | 7 | Cunza Parada Katya Marcela | OH | ESA | 14 | 0 | 0 | 14 |
| | 12 | Nuñez Vallecillo Valerie Camila | MB | HON | 8 | 5 | 1 | 14 |
| 29 | 4 | MURILLO ALFARO LUCIANA | MB | CRC | 9 | 2 | 2 | 13 |
| | 14 | Solorzano Gonzalez Elizabeth Raquel | OH | ESA | 10 | 1 | 2 | 13 |
| | 17 | Juarez Rivera Paola Sofia | MB | ESA | 9 | 1 | 3 | 13 |
| | 13 | Herrera Lopez Valeria Sofia | MB | GUA | 10 | 0 | 3 | 13 |
| | 7 | Bermudez Ramos Brisa Nahomi | S | NCA | 8 | 0 | 5 | 13 |
| 34 | 8 | Olivo Quezada Maria Fernanda | OH | ESA | 8 | 1 | 2 | 11 |
| 35 | 9 | Gonzalez Gomez Marisabel Sarai | MB | GUA | 8 | 0 | 2 | 10 |
| 36 | 4 | Safa Sara | S | BIZ | 4 | 3 | 2 | 9 |
| | 9 | Granados Salazar Nadia Lucia | S | CRC | 4 | 0 | 5 | 9 |
| | 6 | Rogel Cortez Maria Teresa | S | ESA | 6 | 0 | 3 | 9 |
| | 27 | Chang Castellanos Luz Maria | OP | GUA | 6 | 2 | 1 | 9 |
| 40 | 22 | Espejo Jamielee | OH | BIZ | 5 | 0 | 2 | 7 |
| | 9 | Juarez Montoya Andrea Camila | S | NCA | 0 | 0 | 7 | 7 |
| 42 | 23 | Castaneda Lowe Maria Jimena | OP | ESA | 5 | 1 | 0 | 6 |
| 43 | 2 | Guardado Batres Galilea Fernanda | OP | ESA | 5 | 0 | 0 | 5 |
| | 23 | Caceres Fletes Valerie Nicole | OH | HON | 2 | 0 | 3 | 5 |
| 45 | 19 | Murrell Coward Amy Samantha | MB | CRC | 4 | 0 | 0 | 4 |
| | 24 | Lopez Martinez Paulina Alessandra | MB | HON | 2 | 1 | 1 | 4 |
| 47 | 18 | Barrera Moran Luisa Mariana | OH | GUA | 0 | 0 | 3 | 3 |
| | 23 | Reyes Obregon Isabella | S | GUA | 0 | 0 | 3 | 3 |
| | 17 | Figueroa Rodriguez Camila Sofia | S | HON | 1 | 0 | 2 | 3 |
| 50 | 17 | Usher Jaycee | S | BIZ | 0 | 1 | 1 | 2 |
| Total tournament | | | | | 618 | 75 | 161 | 854 |



Best Attackers

Limit: 15.00%

| Rk | No | Name | Pos. | Team | Attacks | Faults | Shots | Total Attempts | Succ. % |
|-------------------------|----|---------------------------------|------|------|---------|--------|-------|----------------|---------|
| 1 | 15 | Campos Monge Amanda Maria | OP | CRC | 37 | 11 | 52 | 100 | 37.00 |
| 2 | 1 | Guerra Morataya Melissa Daniela | OP | GUA | 27 | 11 | 39 | 77 | 35.06 |
| 3 | 5 | Columna Ruiz Lucia Natalia | OP | NCA | 29 | 14 | 44 | 87 | 33.33 |
| 4 | 11 | Jones Akili | OH | BIZ | 43 | 18 | 77 | 138 | 31.16 |
| 5 | 23 | Leiva Fallas Nicole | OH | CRC | 18 | 4 | 39 | 61 | 29.51 |
| 6 | 1 | Marin Emaun | OH | BIZ | 39 | 18 | 78 | 135 | 28.89 |
| 7 | 12 | Viera Espinoza Franchesca | OH | NCA | 16 | 5 | 37 | 58 | 27.59 |
| 8 | 7 | Cunza Parada Katya Marcela | OH | ESA | 14 | 4 | 33 | 51 | 27.45 |
| 9 | 4 | GUTIERREZ EMELY FERNANDA | OH | NCA | 16 | 8 | 36 | 60 | 26.67 |
| 10 | 5 | Porres Garrido Regina Valeska | OH | GUA | 20 | 11 | 47 | 78 | 25.64 |
| Total tournament | | | | | 618 | 311 | 1,233 | 2,162 | 28.58 |



Best Blockers

| Rk | No | Name | Pos. | Team | Kill Blocks | Faults | Rebounds | Total Attempts | Avg. by set |
|-------------------------|----|-------------------------------------|------|------|-------------|--------|----------|----------------|-------------|
| 1 | 10 | Herdocia Lopez Virginia Isela | MB | HON | 7 | 10 | 11 | 28 | 0.64 |
| 2 | 2 | Ebanks Ruiz Maria Victoria | MB | NCA | 7 | 9 | 14 | 30 | 0.64 |
| 3 | 1 | Marin Emaun | OH | BIZ | 6 | 6 | 4 | 16 | 0.55 |
| 4 | 20 | Martinez Wilson Charlotte Elizabeth | MB | CRC | 5 | 7 | 10 | 22 | 0.50 |
| 5 | 12 | Nuñez Vallecillo Valerie Camila | MB | HON | 5 | 5 | 14 | 24 | 0.45 |
| 6 | 11 | Pérez Girón Natalia Gabriela | MB | GUA | 4 | 13 | 8 | 25 | 0.36 |
| 7 | 15 | Campos Monge Amanda Maria | OP | CRC | 3 | 3 | 3 | 9 | 0.30 |
| 8 | 4 | Safa Sara | S | BIZ | 3 | 6 | 8 | 17 | 0.27 |
| 21 | 1 | Lino Amayah | MB | BIZ | 3 | 13 | 13 | 29 | 0.27 |
| 1 | 1 | Guerra Morataya Melissa Daniela | OP | GUA | 3 | 5 | 6 | 14 | 0.27 |
| Total tournament | | | | | 75 | 184 | 229 | 488 | 1.17 |



Best Servers

| Rk | No | Name | Pos. | Team | Aces | Faults | Serve Hits | Total Attempts | Avg. by set |
|-------------------------|----|---------------------------------|------|------|------|--------|------------|----------------|-------------|
| 1 | 11 | Jones Akili | OH | BIZ | 13 | 4 | 33 | 50 | 1.18 |
| 2 | 8 | Vaughn Rodas Katherine Nicolle | S | GUA | 10 | 9 | 29 | 48 | 0.91 |
| 3 | 4 | GUTIERREZ EMELY FERNANDA | OH | NCA | 9 | 3 | 16 | 28 | 0.82 |
| 4 | 23 | Leiva Fallas Nicole | OH | CRC | 8 | 2 | 43 | 53 | 0.80 |
| 5 | 2 | Ebanks Ruiz Maria Victoria | MB | NCA | 7 | 7 | 18 | 32 | 0.64 |
| 9 | 9 | Juarez Montoya Andrea Camila | S | NCA | 7 | 2 | 16 | 25 | 0.64 |
| 7 | 16 | Rios Navarrete Luisa Fernanda | S | NCA | 6 | 2 | 26 | 34 | 0.55 |
| 8 | 9 | Granados Salazar Nadia Lucia | S | CRC | 5 | 7 | 35 | 47 | 0.50 |
| 9 | 1 | Guerra Morataya Melissa Daniela | OP | GUA | 5 | 4 | 24 | 33 | 0.45 |
| 5 | 5 | Porres Garrido Regina Valeska | OH | GUA | 5 | 9 | 18 | 32 | 0.45 |
| Total tournament | | | | | 161 | 210 | 1,009 | 1,380 | 2.52 |



Best Diggers

| Rk | No | Name | Pos. | Team | Digs | Faults | Receptions | Total Attempts | Avg. by set |
|-------------------------|----|----------------------------------|------|------|-------|--------|------------|----------------|-------------|
| 1 | 1 | Alfaro Alfaro Jimena | L | CRC | 80 | 16 | 12 | 108 | 8.00 |
| 2 | 16 | Thurton Dasialynn | L | BIZ | 81 | 12 | 10 | 103 | 7.36 |
| 3 | 7 | Monney Hori Harumi | L | GUA | 70 | 8 | 4 | 82 | 6.36 |
| 4 | 5 | Ferrera Rodriguez Daniela Sarahi | L | HON | 51 | 23 | 2 | 76 | 4.64 |
| 5 | 13 | Zeledon Rivera Denixa Junieth | L | NCA | 49 | 9 | 0 | 58 | 4.45 |
| 6 | 5 | Porres Garrido Regina Valeska | OH | GUA | 44 | 15 | 2 | 61 | 4.00 |
| 7 | 1 | Garcia Menjivar Valeria Lisette | L | ESA | 37 | 11 | 7 | 55 | 3.70 |
| 8 | 15 | Campos Monge Amanda Maria | OP | CRC | 33 | 11 | 4 | 48 | 3.30 |
| 9 | 5 | Columna Ruiz Lucia Natalia | OP | NCA | 34 | 7 | 4 | 45 | 3.09 |
| 10 | 22 | Espejo Jamielee | OH | BIZ | 32 | 13 | 4 | 49 | 2.91 |
| Total tournament | | | | | 1,166 | 378 | 94 | 1,638 | 18.22 |



Best Setters

| Rk | No | Name | Pos. | Team | Running Sets | Faults | Still Sets | Total Attempts | Avg. by set |
|-------------------------|----|---------------------------------|------|------|--------------|--------|------------|----------------|-------------|
| 1 | 9 | Granados Salazar Nadia Lucia | S | CRC | 29 | 2 | 236 | 267 | 2.90 |
| 2 | 8 | Vaughn Rodas Katherine Nicolle | S | GUA | 28 | 4 | 109 | 141 | 2.55 |
| 3 | 4 | Safa Sara | S | BIZ | 23 | 7 | 241 | 271 | 2.09 |
| 4 | 17 | Figueroa Rodriguez Camila Sofia | S | HON | 20 | 5 | 163 | 188 | 1.82 |
| 5 | 6 | Rogel Cortez Maria Teresa | S | ESA | 12 | 3 | 200 | 215 | 1.20 |
| 6 | 1 | Guerra Morataya Melissa Daniela | OP | GUA | 13 | 4 | 132 | 149 | 1.18 |
| 7 | 7 | Bermudez Ramos Brisa Nahomi | S | NCA | 13 | 3 | 221 | 237 | 1.18 |
| 8 | 2 | Vasquez Riera Maria Jose | S | HON | 7 | 0 | 89 | 96 | 0.64 |
| 9 | 16 | Rios Navarrete Luisa Fernanda | S | NCA | 3 | 1 | 42 | 46 | 0.27 |
| 10 | 23 | Reyes Obregon Isabella | S | GUA | 2 | 1 | 32 | 35 | 0.18 |
| Total tournament | | | | | 156 | 49 | 1,880 | 2,085 | 2.44 |



Best Receivers

Limit: 20.00%

| Rk | No | Name | Pos. | Team | Excellents | Faults | Serve Receptions | Total Attempts | Eff. % |
|-------------------------|----|----------------------------------|------|------|------------|--------|------------------|----------------|--------|
| 1 | 7 | Monney Hori Harumi | L | GUA | 52 | 7 | 41 | 100 | 45.00 |
| 2 | 5 | Porres Garrido Regina Valeska | OH | GUA | 30 | 4 | 30 | 64 | 40.63 |
| 3 | 16 | Thurton Dasialynn | L | BIZ | 37 | 8 | 57 | 102 | 28.43 |
| 4 | 16 | Villegas Reyes Ruth Antonella | OH | HON | 20 | 6 | 32 | 58 | 24.14 |
| | 3 | Baltodano Lopez Esther | L | NCA | 20 | 6 | 32 | 58 | 24.14 |
| 6 | 1 | Alfaro Alfaro Jimena | L | CRC | 21 | 8 | 46 | 75 | 17.33 |
| 7 | 11 | Jones Akili | OH | BIZ | 15 | 7 | 28 | 50 | 16.00 |
| 8 | 5 | Ferrera Rodriguez Daniela Sarahi | L | HON | 33 | 20 | 41 | 94 | 13.83 |
| 9 | 23 | Leiva Fallas Nicole | OH | CRC | 11 | 6 | 29 | 46 | 10.87 |
| 10 | 22 | Espejo Jamielee | OH | BIZ | 13 | 8 | 38 | 59 | 8.47 |
| Total tournament | | | | | 357 | 154 | 652 | 1,163 | 17.45 |



**CAMPEONATO
CENTROAMERICANO
DE VOLEIBOL SUB 17
FEMENINO**

I Central America VB Sub 17 Femenina

P-5 Players ranking by skills

All matches



Best Liberos

| Rk | No | Name | Pos. | Team | Excellents | Faults | In Play | Total Attempts | Avg. by set |
|-------------------------|----|----------------------------------|------|------|------------|--------|---------|----------------|-------------|
| 1 | 7 | Monney Hori Harumi | L | GUA | 122 | 15 | 45 | 182 | 11.09 |
| 2 | 16 | Thurton Dasialynn | L | BIZ | 118 | 20 | 67 | 205 | 10.73 |
| 3 | 1 | Alfaro Alfaro Jimena | L | CRC | 101 | 24 | 58 | 183 | 10.10 |
| 4 | 5 | Ferrera Rodriguez Daniela Sarahi | L | HON | 84 | 43 | 43 | 170 | 7.64 |
| 5 | 1 | Garcia Menjivar Valeria Lissette | L | ESA | 51 | 21 | 36 | 108 | 5.10 |
| 6 | 13 | Zeledon Rivera Denixa Junieth | L | NCA | 52 | 11 | 5 | 68 | 4.73 |
| 7 | 3 | Baltodano Lopez Esther | L | NCA | 48 | 10 | 36 | 94 | 4.36 |
| 8 | 9 | Duran Zelaya Vanessa Ester | L | ESA | 23 | 12 | 24 | 59 | 2.30 |
| Total tournament | | | | | 599 | 156 | 314 | 1,069 | 9.36 |





**CAMPEONATO
CENTROAMERICANO
DE VOLEIBOL SUB 17
FEMENINO**

I Central America VB Sub 17 Femenina

P-6 Teams ranking by skills

All matches



Best Scorers

| Rk | Team | Attack | Block | Serve | Total |
|-------------------------|-----------------|--------|-------|-------|-------|
| 1 | NCA Nicaragua | 113 | 14 | 44 | 171 |
| 2 | GUA Guatemala | 118 | 10 | 37 | 165 |
| 3 | BIZ Belize | 114 | 16 | 27 | 157 |
| | CRC Costa Rica | 122 | 14 | 21 | 157 |
| 5 | HON Honduras | 68 | 17 | 18 | 103 |
| 6 | ESA El Salvador | 83 | 4 | 14 | 101 |
| Total tournament | | 618 | 75 | 161 | 854 |



Best Attackers

Limit: 15.00%

| Rk | Team | Attacks | Faults | Shots | Total Attempts | Succ. % |
|-------------------------|-----------------|---------|--------|-------|----------------|---------|
| 1 | CRC Costa Rica | 122 | 33 | 177 | 332 | 36.75 |
| 2 | NCA Nicaragua | 113 | 45 | 208 | 366 | 30.87 |
| 3 | BIZ Belize | 114 | 60 | 214 | 388 | 29.38 |
| 4 | GUA Guatemala | 118 | 71 | 224 | 413 | 28.57 |
| 5 | ESA El Salvador | 83 | 41 | 181 | 305 | 27.21 |
| 6 | HON Honduras | 68 | 61 | 229 | 358 | 18.99 |
| Total tournament | | 618 | 311 | 1,233 | 2,162 | 28.58 |



Best Blockers

| Rk | Team | Kill Blocks | Faults | Rebounds | Total Attempts | Avg. by set |
|-------------------------|-----------------|-------------|--------|----------|----------------|-------------|
| 1 | HON Honduras | 17 | 29 | 43 | 89 | 1.55 |
| 2 | BIZ Belize | 16 | 35 | 49 | 100 | 1.45 |
| 3 | CRC Costa Rica | 14 | 28 | 34 | 76 | 1.40 |
| 4 | NCA Nicaragua | 14 | 29 | 50 | 93 | 1.27 |
| 5 | GUA Guatemala | 10 | 41 | 30 | 81 | 0.91 |
| 6 | ESA El Salvador | 4 | 22 | 23 | 49 | 0.40 |
| Total tournament | | 75 | 184 | 229 | 488 | 1.17 |



P-6 Teams ranking by skills

All matches



Best Servers

| Rk | Team | Aces | Faults | Serve Hits | Total Attempts | Avg. by set |
|-------------------------|-----------------|------|--------|------------|----------------|-------------|
| 1 | NCA Nicaragua | 44 | 28 | 188 | 260 | 4.00 |
| 2 | GUA Guatemala | 37 | 41 | 172 | 250 | 3.36 |
| 3 | BIZ Belize | 27 | 35 | 179 | 241 | 2.45 |
| 4 | CRC Costa Rica | 21 | 30 | 188 | 239 | 2.10 |
| 5 | HON Honduras | 18 | 41 | 142 | 201 | 1.64 |
| 6 | ESA El Salvador | 14 | 35 | 140 | 189 | 1.40 |
| Total tournament | | 161 | 210 | 1,009 | 1,380 | 2.52 |



Best Diggers

| Rk | Team | Digs | Faults | Receptions | Total Attempts | Avg. by set |
|-------------------------|-----------------|-------|--------|------------|----------------|-------------|
| 1 | NCA Nicaragua | 233 | 52 | 14 | 299 | 21.18 |
| 2 | GUA Guatemala | 214 | 61 | 10 | 285 | 19.45 |
| 3 | CRC Costa Rica | 189 | 59 | 27 | 275 | 18.90 |
| 4 | BIZ Belize | 196 | 65 | 22 | 283 | 17.82 |
| 5 | HON Honduras | 181 | 80 | 9 | 270 | 16.45 |
| 6 | ESA El Salvador | 153 | 61 | 12 | 226 | 15.30 |
| Total tournament | | 1,166 | 378 | 94 | 1,638 | 18.22 |



Best Setters

| Rk | Team | Running Sets | Faults | Still Sets | Total Attempts | Avg. by set |
|-------------------------|-----------------|--------------|--------|------------|----------------|-------------|
| 1 | GUA Guatemala | 44 | 13 | 341 | 398 | 4.00 |
| 2 | CRC Costa Rica | 29 | 4 | 296 | 329 | 2.90 |
| 3 | HON Honduras | 27 | 10 | 309 | 346 | 2.45 |
| 4 | BIZ Belize | 25 | 12 | 344 | 381 | 2.27 |
| 5 | NCA Nicaragua | 18 | 5 | 317 | 340 | 1.64 |
| 6 | ESA El Salvador | 13 | 5 | 273 | 291 | 1.30 |
| Total tournament | | 156 | 49 | 1,880 | 2,085 | 2.44 |



Best Receivers

Limit: 20.00%

| Rk | Team | Excellents | Faults | Serve Receptions | Total Attempts | Eff. % |
|-------------------------|-----------------|------------|--------|------------------|----------------|--------|
| 1 | GUA Guatemala | 97 | 19 | 102 | 218 | 35.78 |
| 2 | BIZ Belize | 68 | 28 | 129 | 225 | 17.78 |
| 3 | NCA Nicaragua | 42 | 18 | 92 | 152 | 15.79 |
| 4 | CRC Costa Rica | 42 | 19 | 105 | 166 | 13.86 |
| 5 | HON Honduras | 67 | 38 | 110 | 215 | 13.49 |
| 6 | ESA El Salvador | 41 | 32 | 114 | 187 | 4.81 |
| Total tournament | | 357 | 154 | 652 | 1,163 | 17.45 |



Best Liberos

| Rk | Team | Excellents | Faults | In Play | Total Attempts | Avg. by set |
|-------------------------|-----------------|------------|--------|---------|----------------|-------------|
| 1 | GUA Guatemala | 122 | 15 | 45 | 182 | 11.09 |
| 2 | BIZ Belize | 118 | 20 | 67 | 205 | 10.73 |
| 3 | CRC Costa Rica | 101 | 24 | 58 | 183 | 10.10 |
| 4 | NCA Nicaragua | 100 | 21 | 41 | 162 | 9.09 |
| 5 | HON Honduras | 84 | 43 | 43 | 170 | 7.64 |
| 6 | ESA El Salvador | 74 | 33 | 60 | 167 | 7.40 |
| Total tournament | | 599 | 156 | 314 | 1,069 | 9.36 |

Costa Rica mantiene invicto ante un combativo Guatemala



MANAGUA, Nicaragua, 26 de septiembre de 2024.- Costa Rica (3-0) se esforzó al máximo para vencer 3-1 (25-17, 17-25, 25-23, 25-23) a una aguerrida Guatemala (1-2) en el inicio de la tercera jornada del I Primer Campeonato Centroamericano Sub-17 Femenino de AFECAVOL.

El invicto del equipo costarricense corrió peligro ante el ímpetu de Guatemala, que luchó y presionó en todo el partido, pero una vez más la concentración y definición de los puntos claves, le dieron la victoria a Costa Rica.

Amanda Campos con 11 puntos y nueve de Luciana Vargas y Nicole Leiva, fueron las mejores para Costa Rica, mientras Guatemala contó con Melissa Guerra y Regina Porres con 13 cada una y 12 de Natalia Pérez.

Costa Rica aprovechó los 41 puntos por errores del contrario, cometiendo 23; además fue mejor en bloqueo 6-4. Guatemala fue mejor en ataque 49-41 y en servicio 12-4.

Este viernes en la cuarta jornada, Guatemala se mide a El Salvador a las 1:30 p.m. y Costa Rica ante Nicaragua a las 6:30 p.m. ALBUM DE FOTOS DEL JUEGO

DECLARACIONES

Amanda Campos Monge, mejor anotadora de Costa Rica: “Sabíamos que no sería un partido fácil, estábamos mentalizadas para eso, lo trabajamos desde varios días atrás y supimos manejarlo súper bien. Guatemala jugó excelente, nos complicaron el segundo set, pero mentalmente estuvimos muy fuertes y logramos sacar la victoria. Es bonito voltear a ver la gradería y ver que están nuestras familias apoyándonos, es demasiado satisfactorio saber que siempre estarán en las buenas y en las malas”.

Regina Porres Garrido, capitana de Guatemala: “Teníamos en vista este partido, nos hemos venido esforzando mucho porque sabíamos de la importancia, queríamos el triunfo, le metimos mucho ánimo y todo lo que teníamos, pero lastimosamente no pudimos sacar la victoria. Las derrotas nos enseñan mucho y vamos para adelante siempre”.

El Salvador remonta y vence a Honduras



MANAGUA, Nicaragua, 26 de septiembre de 2024.- El Salvador logró una gran remontada 3-1 (22-25, 25-18, 25-11, 25-23) ante Honduras consiguiendo su primer triunfo en el Primer Campeonato Centroamericano Sub-17 Femenino de AFECAVOL.

Honduras entró animado al primer set para ganarlo 25-22, imponiendo su bloqueo y su buen servicio, pero El Salvador se sacudió ese primer golpe y regresó para ganar de forma contundente el segundo y tercer set aprovechando los errores de sus rivales, que no encontraron la forma de responder.

En total Honduras cometió 47 errores no forzados, por 36 de las salvadoreñas, que dominaron el ataque 39-25, el servicio 9-8 y en bloqueo Honduras fue mejor 8-2, con cinco bloqueos efectivos de Virginia Herdocia.

Por El Salvador, Adriana Vargas consiguió 11 puntos y 10 de Katya Cunza. Herdocia fue la mejor por Honduras con 12.

Este viernes en la cuarta jornada, El Salvador se mide a Guatemala a la 1:30 p.m. y Honduras a Belice a las 4:00 p.m. ALBUM DE FOTOS DEL JUEGO

DECLARACIONES

Pedro Rivas, entrenador de El Salvador: “Venimos de enfrentar a dos equipos de casi nuestro nivel, Guatemala y Belice, que andan por ahí, hemos venido trabajando para esto, para ir creciendo en juego y eso lo da el volumen, el fogueo... el equipo ha venido de menos a más, y hoy, pues, se dio el resultado contra Honduras, que también está al mismo nivel que nosotros. Honduras es un equipo muy luchador, que nos puso en aprietos, pero que, gracias al talento de las niñas, logramos solventar la situación. Después del primer set, que fue un poquito complicado, queríamos ver cómo el equipo funcionaba y logramos encontrar el equipo, que mantuvimos durante los otros siguientes sets, y pues, lo logramos ganar al final.”

Cristiam Rodríguez, entrenador de Honduras: “La verdad veníamos con otras expectativas en este partido, es un poquito complicado la forma de perder así. Cometimos demasiado errores, errores sin necesidad de hacerlo y la verdad que El Salvador lo aprovechó y fue un merecido ganador. Con niñas de esa edad es complicado, a veces la preparación puede ser la mejor, pero por dentro no sabemos como están, pero trataremos de cambiar eso para los próximos partidos. Creo que también es parte de crecimiento de esta categoría, estamos en vista de que ellas agarren fogueo, las más chiquitas todavía hacen sub 15 para que en un futuro, en esta categoría, pueda ser de algo diferente”.

Nicaragua con tres triunfos al vencer a Belice



MANAGUA, Nicaragua, 26 de septiembre de 2024.- Nicaragua (3-0) batalló para vencer 3-1 (26-24, 25-16, 20-25, 25-21) a Belice (1-2) en el cierre de la tercera jornada del I Primer Campeonato Centroamericano Sub-17 Femenino de AFECAVOL.

Belice desaprovechó dos puntos para set en el primero, con ventaja 24-22, para perder 24-26, lo que motivó a las nicaragüenses que salieron fuertes en el segundo y tercer

set.

El partido fue bastante igualado con rachas de puntos para ambas escuadras, pero Nicaragua cerró mejor, sobre todo con saques efectivos que sacaron de juego a sus contrarias.

Belice fue levemente mejor en ataque 46-45, en bloqueo Nicaragua adelantó 6-3 y en servicio quedaron iguales 10-10, con 25 errores no forzados de las locales por 37 de Belice.

Las mejores anotadoras de Nicaragua fue Luisa Ríos y Lucía Columna con 12, Karen Bird con 11 y Franchesca Viera con 10. Por Belice, Emaun Marín con 21 y Akili Jones terminó con 18.

Este viernes, en la cuarta jornada, Belice enfrentará a Honduras a las 4:00 p.m. mientras Nicaragua y Costa Rica jugarán por el invicto a las 6:30 p.m.

[ALBUM DE FOTOS DEL JUEGO](#)

DECLARACIONES

Claudia Noguera, entrenadora de Nicaragua: “Belice es uno de los países que se ha mejorado mucho en el desarrollo del voleibol en los últimos años y era un juego importante. Nos exigieron al máximo, las niñas se lograron enfocar y es muy bueno para la parte anímica para el juego de mañana ante Costa Rica”.

José Fontes, entrenador de Belice: “El control emocional fue determinando en el partido de hoy, Nicaragua es un equipo bien sólido en todos los fundamentos del juego, incluso creo que fuimos un poco mejor en el servicio, jugamos un buen primer y tercer set, un cuarto set peleado hasta el final. Nos quedamos con esa experiencia positiva, creemos que hay que seguir trabajando mucho para tener mejores resultados”.