


Match: 5 **Date:** 07/08/2023 **Spectators:** 125
City: Belize City
Hall: Civic Center
Match duration: **Start:** 17:00 **End:** 20:07 **Total:** 2:32

Teams	Sets	1	2	3	4	5	Total
GUA	3	22	25	18	25	15	105
ESA	2	25	19	25	20	9	98
Duration:		0:29	0:31	0:26	0:28	0:16	2:10




GUA • Guatemala



Attack


Limit: 15.00%

Rk	No	Name	Pos.	Attacks	Faults	Shots	Total Attempts	Succ. %
1	11	Leonardo Blanco Andy Alexis	MB	23	4	11	38	60.53
2	2	Lopez Santiago Carlos Fernando	OH	20	6	21	47	42.55
3	5	Flores Diaz Erik Gerardo	OP	10	4	10	24	41.67
4	7	Perez Alvarado Jose Pablo	OH	8	5	19	32	25.00
-	1	Ruano Poron Adan Andree	S	0	0	0	0	
-	3	Gonzalez Alvarez Mario Salomon	MB	0	0	0	0	
-	4	Santa Cruz Molina Luis Fernando	L	0	0	0	0	
-	6	Lucero Perez Javier Alberto	OH	0	2	1	3	
-	8	Ralon Bolaños Daniel Alejandro	S	1	0	1	2	
-	10	Pineda Fuentes Edras Amed	MB	0	0	1	1	
-	13	Hernández de León Jason Omar	MB	4	1	1	6	
-	16	Recinos Sandoval Roberto Carlos	OH	0	0	0	0	
-	19	Carrillo Valiente Jose Rodrigo	OP	2	1	4	7	
-	20	Caballeros Sanchez Carlos David	L	0	0	0	0	
Total Team				68	23	69	160	42.50



Block

Rk	No	Name	Pos.	Kill Blocks	Faults	Rebounds	Total Attempts	Avg. by set
1	13	Hernández de León Jason Omar	MB	4	4	12	20	0.80
2	2	Lopez Santiago Carlos Fernando	OH	3	0	2	5	0.60
3	5	Flores Diaz Erik Gerardo	OP	2	1	5	8	0.40
	8	Ralon Bolaños Daniel Alejandro	S	2	2	4	8	0.40
	11	Leonardo Blanco Andy Alexis	MB	2	3	4	9	0.40
6	7	Perez Alvarado Jose Pablo	OH	1	0	3	4	0.20
	10	Pineda Fuentes Edras Amed	MB	1	1	1	3	0.20
-	1	Ruano Poron Adan Andree	S	0	0	0	0	
-	3	Gonzalez Alvarez Mario Salomon	MB	0	0	0	0	
-	4	Santa Cruz Molina Luis Fernando	L	0	0	0	0	
-	6	Lucero Perez Javier Alberto	OH	0	0	0	0	
-	16	Recinos Sandoval Roberto Carlos	OH	0	0	0	0	
-	19	Carrillo Valiente Jose Rodrigo	OP	0	1	2	3	
-	20	Caballeros Sanchez Carlos David	L	0	0	0	0	
Total Team				15	12	33	60	3.00




Serve

Rk	No	Name	Pos.	Aces	Faults	Serve Hits	Total Attempts	Avg. by set
1	11	Leonardo Blanco Andy Alexis	MB	3	4	8	15	0.60
2	7	Perez Alvarado Jose Pablo	OH	2	4	9	15	0.40
	8	Ralon Bolaños Daniel Alejandro	S	2	4	19	25	0.40
4	2	Lopez Santiago Carlos Fernando	OH	1	5	15	21	0.20
-	1	Ruano Poron Adan Andree	S	0	0	2	2	
-	3	Gonzalez Alvarez Mario Salomon	MB	0	0	0	0	
-	4	Santa Cruz Molina Luis Fernando	L	0	0	0	0	
-	5	Flores Diaz Erik Gerardo	OP	0	0	8	8	
-	6	Lucero Perez Javier Alberto	OH	0	1	1	2	
-	10	Pineda Fuentes Edras Amed	MB	0	0	4	4	
-	13	Hernández de León Jason Omar	MB	0	1	11	12	
-	16	Recinos Sandoval Roberto Carlos	OH	0	0	0	0	
-	19	Carrillo Valiente Jose Rodrigo	OP	0	0	0	0	
-	20	Caballeros Sanchez Carlos David	L	0	0	0	0	
Total Team				8	19	77	104	1.60

Team	Total Team	14	3	17
------	------------	----	---	----




	Rk	No	Name	Pos.	Digs	Faults	Receptions	Total Attempts	Avg. by set
	Dig	1	2	Lopez Santiago Carlos Fernando	OH	4	8	9	21
		4	Santa Cruz Molina Luis Fernando	L	4	5	25	34	0.80
	3	1	Ruano Poron Adan Andree	S	1	2	2	5	0.20
		5	Flores Diaz Erik Gerardo	OP	1	3	5	9	0.20
		6	Lucero Perez Javier Alberto	OH	1	0	1	2	0.20
		7	Perez Alvarado Jose Pablo	OH	1	6	3	10	0.20
		8	Ralon Bolaños Daniel Alejandro	S	1	6	12	19	0.20
	11		Leonardo Blanco Andy Alexis	MB	1	1	4	6	0.20
	-	3	Gonzalez Alvarez Mario Salomon	MB	0	0	0	0	
	-	10	Pineda Fuentes Edras Amed	MB	0	0	0	0	
	-	13	Hernández de León Jason Omar	MB	0	3	9	12	
	-	16	Recinos Sandoval Roberto Carlos	OH	0	0	0	0	
	-	19	Carrillo Valiente Jose Rodrigo	OP	0	0	1	1	
	-	20	Caballeros Sanchez Carlos David	L	0	3	2	5	
Total Team					14	37	73	124	2.80

	Rk	No	Name	Pos.	Running Sets	Faults	Still Sets	Total Attempts	Avg. by set
	Set	1	8	Ralon Bolaños Daniel Alejandro	S	7	0	91	98
	-	1	Ruano Poron Adan Andree	S	0	1	13	14	
	-	2	Lopez Santiago Carlos Fernando	OH	0	0	1	1	
	-	3	Gonzalez Alvarez Mario Salomon	MB	0	0	0	0	
	-	4	Santa Cruz Molina Luis Fernando	L	0	0	13	13	
	-	5	Flores Diaz Erik Gerardo	OP	0	0	0	0	
	-	6	Lucero Perez Javier Alberto	OH	0	0	0	0	
	-	7	Perez Alvarado Jose Pablo	OH	0	0	0	0	
	-	10	Pineda Fuentes Edras Amed	MB	0	0	0	0	
	-	11	Leonardo Blanco Andy Alexis	MB	0	0	2	2	
	-	13	Hernández de León Jason Omar	MB	0	0	3	3	
	-	16	Recinos Sandoval Roberto Carlos	OH	0	0	0	0	
	-	19	Carrillo Valiente Jose Rodrigo	OP	0	0	0	0	
	-	20	Caballeros Sanchez Carlos David	L	0	0	3	3	
Total Team					7	1	126	134	1.40


	Rk	No	Name	Pos.	Excellents	Faults	Serve Receptions	Total Attempts	Eff. %	
	Reception	1	7	Perez Alvarado Jose Pablo	OH	9	1	33	43	18.60
	2	2	Lopez Santiago Carlos Fernando	OH	4	2	17	23	8.70	
	-	1	Ruano Poron Adan Andree	S	0	0	0	0		
	-	3	Gonzalez Alvarez Mario Salomon	MB	0	0	0	0		
	-	4	Santa Cruz Molina Luis Fernando	L	2	0	8	10		
	-	5	Flores Diaz Erik Gerardo	OP	0	0	0	0		
	-	6	Lucero Perez Javier Alberto	OH	2	0	8	10		
	-	8	Ralon Bolaños Daniel Alejandro	S	0	0	0	0		
	-	10	Pineda Fuentes Edras Amed	MB	0	0	0	0		
	-	11	Leonardo Blanco Andy Alexis	MB	1	0	0	1		
	-	13	Hernández de León Jason Omar	MB	0	0	0	0		
	-	16	Recinos Sandoval Roberto Carlos	OH	0	0	0	0		
	-	19	Carrillo Valiente Jose Rodrigo	OP	0	0	0	0		
	-	20	Caballeros Sanchez Carlos David	L	3	0	4	7		
Limit: 20.00%	Total Team					21	3	70	94	19.15




ESA • El Salvador

		Rk	No	Name	Pos.	Attacks	Faults	Shots	Total Attempts	Succ. %
 Attack Limit: 15.00%		1	1	Chávez Rodrigo	OH	19	8	17	44	43.18
		2	19	Nochez Aviles Mario Antonio	OH	7	5	11	23	30.43
		3	17	Flores Giron Franklin Orlando	OP	10	3	20	33	30.30
		-	4	Ceron Ruiz Diego Alejandro	L	0	0	0	0	
		-	6	Navarro Mendez Diego Alejandro	OH	0	2	0	2	
		-	7	Platero Manuel	MB	4	3	9	16	
		-	8	Guidos Barrera Diego Alejandro	MB	5	1	10	16	
		-	9	Vargas Claros Juan Carlos	S	0	0	1	1	
		-	10	Gómez Vásquez Douglas Andrés	OH	0	0	0	0	
		-	11	Navarro Mendez Fernando Javier	L	0	0	0	0	
		-	12	Jiménez Hunter Julio César	OP	0	0	0	0	
		-	21	López Martínez Favio José	MB	0	0	0	0	
	Total Team						45	22	68	135
 Block		1	8	Guidos Barrera Diego Alejandro	MB	7	7	9	23	1.40
		2	7	Platero Manuel	MB	3	6	6	15	0.60
		3	1	Chávez Rodrigo	OH	2	3	1	6	0.40
			17	Flores Giron Franklin Orlando	OP	2	3	3	8	0.40
		5	19	Nochez Aviles Mario Antonio	OH	1	4	3	8	0.20
		-	4	Ceron Ruiz Diego Alejandro	L	0	0	0	0	
		-	6	Navarro Mendez Diego Alejandro	OH	0	2	0	2	
		-	9	Vargas Claros Juan Carlos	S	0	2	8	10	
		-	10	Gómez Vásquez Douglas Andrés	OH	0	0	0	0	
		-	11	Navarro Mendez Fernando Javier	L	0	0	0	0	
		-	12	Jiménez Hunter Julio César	OP	0	0	0	0	
		-	21	López Martínez Favio José	MB	0	0	0	0	
	Total Team						15	27	30	72
 Serve		1	1	Chávez Rodrigo	OH	1	1	12	14	0.20
			19	Nochez Aviles Mario Antonio	OH	1	1	12	14	0.20
		-	4	Ceron Ruiz Diego Alejandro	L	0	0	0	0	
		-	6	Navarro Mendez Diego Alejandro	OH	0	0	2	2	
		-	7	Platero Manuel	MB	0	0	13	13	
		-	8	Guidos Barrera Diego Alejandro	MB	0	1	12	13	
		-	9	Vargas Claros Juan Carlos	S	0	2	12	14	
		-	10	Gómez Vásquez Douglas Andrés	OH	0	0	0	0	
		-	11	Navarro Mendez Fernando Javier	L	0	0	0	0	
		-	12	Jiménez Hunter Julio César	OP	0	0	0	0	
		-	17	Flores Giron Franklin Orlando	OP	0	0	20	20	
		-	21	López Martínez Favio José	MB	0	0	9	9	
	Total Team						2	5	92	99
Team	Total Team					36	2		38	

 Dig	Rk	No	Name	Pos.	Digs	Faults	Receptions	Total Attempts	Avg. by set
	1	4	Ceron Ruiz Diego Alejandro	L	9	7	14	30	1.80
	2	19	Nochez Aviles Mario Antonio	OH	5	4	5	14	1.00
	3	17	Flores Giron Franklin Orlando	OP	3	4	8	15	0.60
	4	1	Chávez Rodrigo	OH	1	7	11	19	0.20
	7		Platero Manuel	MB	1	3	3	7	0.20
	-	6	Navarro Mendez Diego Alejandro	OH	0	4	0	4	
	-	8	Guidos Barrera Diego Alejandro	MB	0	0	3	3	
	-	9	Vargas Claros Juan Carlos	S	0	9	10	19	
	-	10	Gómez Vásquez Douglas Andrés	OH	0	0	0	0	
-	11	Navarro Mendez Fernando Javier	L	0	1	0	1		
-	12	Jiménez Hunter Julio César	OP	0	0	0	0		
-	21	López Martínez Favio José	MB	0	0	1	1		
Total Team					19	39	55	113	3.80

 Set	Rk	No	Name	Pos.	Running Sets	Faults	Still Sets	Total Attempts	Avg. by set
	1	9	Vargas Claros Juan Carlos	S	17	0	99	116	3.40
	-	1	Chávez Rodrigo	OH	0	0	3	3	
	-	4	Ceron Ruiz Diego Alejandro	L	0	0	3	3	
	-	6	Navarro Mendez Diego Alejandro	OH	0	0	0	0	
	-	7	Platero Manuel	MB	0	0	1	1	
	-	8	Guidos Barrera Diego Alejandro	MB	0	0	1	1	
	-	10	Gómez Vásquez Douglas Andrés	OH	0	0	0	0	
	-	11	Navarro Mendez Fernando Javier	L	0	0	0	0	
	-	12	Jiménez Hunter Julio César	OP	0	0	0	0	
-	17	Flores Giron Franklin Orlando	OP	0	0	4	4		
-	19	Nochez Aviles Mario Antonio	OH	0	0	2	2		
-	21	López Martínez Favio José	MB	0	0	0	0		
Total Team					17	0	113	130	3.40

 Reception Limit: 20.00%	Rk	No	Name	Pos.	Excellents	Faults	Serve Receptions	Total Attempts	Eff. %
	1	4	Ceron Ruiz Diego Alejandro	L	23	6	10	39	43.59
	2	1	Chávez Rodrigo	OH	10	2	13	25	32.00
	-	6	Navarro Mendez Diego Alejandro	OH	3	1	4	8	
	-	7	Platero Manuel	MB	0	0	0	0	
	-	8	Guidos Barrera Diego Alejandro	MB	0	0	1	1	
	-	9	Vargas Claros Juan Carlos	S	0	0	0	0	
	-	10	Gómez Vásquez Douglas Andrés	OH	0	0	0	0	
	-	11	Navarro Mendez Fernando Javier	L	0	0	0	0	
	-	12	Jiménez Hunter Julio César	OP	0	0	0	0	
-	17	Flores Giron Franklin Orlando	OP	0	0	0	0		
-	19	Nochez Aviles Mario Antonio	OH	6	1	5	12		
-	21	López Martínez Favio José	MB	0	0	0	0		
Total Team					42	10	33	85	37.65