


Match: 15 Date: 03/11/2021 Spectators:
City: Ciudad de Guatemala
Hall: Domo Deportivo Zona 13
Match duration: Start: 19:10 End: 20:45 Total: 1:35

| Teams | Sets | 1 | 2 | 3 | 4 | 5 | Total |
|-----------|------|------|------|------|---|---|-------|
| BIZ | 0 | 23 | 25 | 17 | | | 65 |
| GUA | 3 | 25 | 27 | 25 | | | 77 |
| Duration: | | 0:29 | 0:33 | 0:27 | | | 1:29 |




BIZ • Belize



Attack


Limit: 15.00%

| Rk | No | Name | Pos. | Attacks | Faults | Shots | Total Attempts | Succ. % |
|-------------------|----|-------------------|------|---------|--------|-------|----------------|---------|
| 1 | 11 | Coleman Karym | OP | 16 | 7 | 10 | 33 | 48.48 |
| 2 | 6 | Hauze Francis | OH | 11 | 8 | 9 | 28 | 39.29 |
| 3 | 15 | Codd Bryton | OH | 5 | 3 | 6 | 14 | 35.71 |
| - | 2 | Anderson Elton | S | 1 | 0 | 3 | 4 | |
| - | 5 | Palacio Yserri | MB | 4 | 2 | 2 | 8 | |
| - | 7 | Cayetano Lirisi | MB | 0 | 0 | 0 | 0 | |
| - | 8 | Avila Daril | OH | 0 | 0 | 0 | 0 | |
| - | 9 | Mahung Alwyn Paul | S | 0 | 0 | 0 | 0 | |
| - | 10 | Palacio Kerwin | MB | 0 | 1 | 0 | 1 | |
| - | 12 | Jenkins Michael | L | 0 | 0 | 0 | 0 | |
| - | 14 | Martinez Edgar | MB | 0 | 0 | 0 | 0 | |
| - | 18 | Lucario Tyrell | L | 0 | 0 | 0 | 0 | |
| Total Team | | | | 37 | 21 | 30 | 88 | 42.05 |



Block


| Rk | No | Name | Pos. | Kill Blocks | Faults | Rebounds | Total Attempts | Avg. by set |
|-------------------|----|-------------------|------|-------------|--------|----------|----------------|-------------|
| 1 | 11 | Coleman Karym | OP | 2 | 1 | 3 | 6 | 0.67 |
| 2 | 5 | Palacio Yserri | MB | 1 | 4 | 6 | 11 | 0.33 |
| | 6 | Hauze Francis | OH | 1 | 3 | 2 | 6 | 0.33 |
| | 9 | Mahung Alwyn Paul | S | 1 | 1 | 0 | 2 | 0.33 |
| | 14 | Martinez Edgar | MB | 1 | 5 | 9 | 15 | 0.33 |
| - | 2 | Anderson Elton | S | 0 | 3 | 3 | 6 | |
| - | 7 | Cayetano Lirisi | MB | 0 | 0 | 0 | 0 | |
| - | 8 | Avila Daril | OH | 0 | 0 | 0 | 0 | |
| - | 10 | Palacio Kerwin | MB | 0 | 0 | 0 | 0 | |
| - | 12 | Jenkins Michael | L | 0 | 0 | 0 | 0 | |
| - | 15 | Codd Bryton | OH | 0 | 1 | 6 | 7 | |
| - | 18 | Lucario Tyrell | L | 0 | 0 | 0 | 0 | |
| Total Team | | | | 6 | 18 | 29 | 53 | 2.00 |





Serve

| Rk | No | Name | Pos. | Aces | Faults | Serve Hits | Total Attempts | Avg. by set |
|-------------------|----|-------------------|------|------|--------|------------|----------------|-------------|
| 1 | 6 | Hauze Francis | OH | 1 | 2 | 7 | 10 | 0.33 |
| | 14 | Martinez Edgar | MB | 1 | 0 | 5 | 6 | 0.33 |
| | 15 | Codd Bryton | OH | 1 | 1 | 8 | 10 | 0.33 |
| - | 2 | Anderson Elton | S | 0 | 1 | 9 | 10 | |
| - | 5 | Palacio Yserri | MB | 0 | 1 | 11 | 12 | |
| - | 7 | Cayetano Lirisi | MB | 0 | 0 | 0 | 0 | |
| - | 8 | Avila Daril | OH | 0 | 0 | 0 | 0 | |
| - | 9 | Mahung Alwyn Paul | S | 0 | 1 | 3 | 4 | |
| - | 10 | Palacio Kerwin | MB | 0 | 1 | 1 | 2 | |
| - | 11 | Coleman Karym | OP | 0 | 2 | 11 | 13 | |
| - | 12 | Jenkins Michael | L | 0 | 0 | 0 | 0 | |
| - | 18 | Lucario Tyrell | L | 0 | 0 | 0 | 0 | |
| Total Team | | | | 3 | 9 | 55 | 67 | 1.00 |

| Team | Total Team | 19 | 0 | | 19 |
|------|------------|----|---|--|----|
| | | | | | |

|  Dig | Rk | No | Name | Pos. | Digs | Faults | Receptions | Total Attempts | Avg. by set |
|--|----|----------------|-------------------|------|------|--------|------------|----------------|-------------|
| | 1 | 2 | Anderson Elton | S | 1 | 3 | 6 | 10 | 0.33 |
| | | 6 | Hauze Francis | OH | 1 | 4 | 10 | 15 | 0.33 |
| | - | 5 | Palacio Yserri | MB | 0 | 2 | 1 | 3 | |
| | - | 7 | Cayetano Lirisi | MB | 0 | 0 | 0 | 0 | |
| | - | 8 | Avila Daril | OH | 0 | 0 | 1 | 1 | |
| | - | 9 | Mahung Alwyn Paul | S | 0 | 0 | 0 | 0 | |
| | - | 10 | Palacio Kerwin | MB | 0 | 0 | 0 | 0 | |
| | - | 11 | Coleman Karym | OP | 0 | 4 | 9 | 13 | |
| | - | 12 | Jenkins Michael | L | 0 | 6 | 10 | 16 | |
| - | 14 | Martinez Edgar | MB | 0 | 1 | 3 | 4 | | |
| - | 15 | Codd Bryton | OH | 0 | 6 | 10 | 16 | | |
| - | 18 | Lucario Tyrell | L | 0 | 0 | 0 | 0 | | |
| Total Team | | | | | 2 | 26 | 50 | 78 | 0.67 |

|  Set | Rk | No | Name | Pos. | Running Sets | Faults | Still Sets | Total Attempts | Avg. by set |
|--|----|----------------|-------------------|------|--------------|--------|------------|----------------|-------------|
| | 1 | 2 | Anderson Elton | S | 18 | 0 | 45 | 63 | 6.00 |
| | 2 | 9 | Mahung Alwyn Paul | S | 2 | 0 | 6 | 8 | 0.67 |
| | - | 5 | Palacio Yserri | MB | 0 | 0 | 0 | 0 | |
| | - | 6 | Hauze Francis | OH | 0 | 0 | 0 | 0 | |
| | - | 7 | Cayetano Lirisi | MB | 0 | 0 | 0 | 0 | |
| | - | 8 | Avila Daril | OH | 0 | 0 | 0 | 0 | |
| | - | 10 | Palacio Kerwin | MB | 0 | 0 | 0 | 0 | |
| | - | 11 | Coleman Karym | OP | 0 | 0 | 0 | 0 | |
| | - | 12 | Jenkins Michael | L | 0 | 0 | 0 | 0 | |
| - | 14 | Martinez Edgar | MB | 0 | 0 | 0 | 0 | | |
| - | 15 | Codd Bryton | OH | 0 | 0 | 0 | 0 | | |
| - | 18 | Lucario Tyrell | L | 0 | 0 | 0 | 0 | | |
| Total Team | | | | | 20 | 0 | 51 | 71 | 6.67 |

|  Reception Limit: 20.00% | Rk | No | Name | Pos. | Excellents | Faults | Serve Receptions | Total Attempts | Eff. % |
|---|----|----------------|-------------------|------|------------|--------|------------------|----------------|--------|
| | 1 | 6 | Hauze Francis | OH | 10 | 0 | 9 | 19 | 52.63 |
| | 2 | 15 | Codd Bryton | OH | 10 | 2 | 13 | 25 | 32.00 |
| | 3 | 12 | Jenkins Michael | L | 7 | 1 | 11 | 19 | 31.58 |
| | - | 2 | Anderson Elton | S | 0 | 0 | 0 | 0 | |
| | - | 5 | Palacio Yserri | MB | 0 | 0 | 0 | 0 | |
| | - | 7 | Cayetano Lirisi | MB | 0 | 0 | 0 | 0 | |
| | - | 8 | Avila Daril | OH | 0 | 0 | 0 | 0 | |
| | - | 9 | Mahung Alwyn Paul | S | 0 | 0 | 0 | 0 | |
| | - | 10 | Palacio Kerwin | MB | 0 | 0 | 0 | 0 | |
| - | 11 | Coleman Karym | OP | 1 | 0 | 1 | 2 | | |
| - | 14 | Martinez Edgar | MB | 0 | 0 | 0 | 0 | | |
| - | 18 | Lucario Tyrell | L | 0 | 0 | 0 | 0 | | |
| Total Team | | | | | 28 | 3 | 34 | 65 | 38.46 |



GUA • Guatemala



Attack

Limit: 15.00%

| Rk | No | Name | Pos. | Attacks | Faults | Shots | Total Attempts | Succ. % |
|-------------------|----|--------------------------------|------|---------|--------|-------|----------------|---------|
| 1 | 11 | Leonardo Blanco Andy Alexis | OP | 15 | 1 | 7 | 23 | 65.22 |
| 2 | 17 | Gonzalez Paz Gerardo Antonio | OH | 9 | 2 | 7 | 18 | 50.00 |
| - | 1 | Perez Alvarado Jose Pablo | OH | 0 | 1 | 1 | 2 | |
| - | 2 | Lopez Santiago Carlos Fernando | OH | 3 | 2 | 6 | 11 | |
| - | 4 | Menendez Burgos Axel Enrique | L | 0 | 0 | 0 | 0 | |
| - | 6 | Lucero Perez Javier Alberto | OH | 1 | 1 | 1 | 3 | |
| - | 7 | Ruano Poron Adan Andree | S | 1 | 0 | 2 | 3 | |
| - | 8 | Ralon Bolaños Daniel Alejandro | S | 0 | 0 | 0 | 0 | |
| - | 9 | Najera Quiñonez Brandon Jose | MB | 0 | 0 | 0 | 0 | |
| - | 12 | Pineda Lopez Tirso Ivan | L | 0 | 0 | 0 | 0 | |
| - | 13 | Hernández de León Jason Omar | MB | 6 | 0 | 4 | 10 | |
| - | 14 | Sosa Estrada Fernando Alberto | OP | 0 | 0 | 0 | 0 | |
| - | 15 | Aragon Lopez Leonel Antonio | MB | 1 | 0 | 5 | 6 | |
| - | 19 | Carrillo Valiente Jose Rodrigo | OP | 1 | 1 | 2 | 4 | |
| Total Team | | | | 37 | 8 | 35 | 80 | 46.25 |



Block

| Rk | No | Name | Pos. | Kill Blocks | Faults | Rebounds | Total Attempts | Avg. by set |
|-------------------|----|--------------------------------|------|-------------|--------|----------|----------------|-------------|
| 1 | 15 | Aragon Lopez Leonel Antonio | MB | 3 | 1 | 7 | 11 | 1.00 |
| 2 | 2 | Lopez Santiago Carlos Fernando | OH | 2 | 0 | 4 | 6 | 0.67 |
| | 17 | Gonzalez Paz Gerardo Antonio | OH | 2 | 3 | 3 | 8 | 0.67 |
| 4 | 7 | Ruano Poron Adan Andree | S | 1 | 1 | 2 | 4 | 0.33 |
| | 13 | Hernández de León Jason Omar | MB | 1 | 7 | 2 | 10 | 0.33 |
| - | 1 | Perez Alvarado Jose Pablo | OH | 0 | 0 | 0 | 0 | |
| - | 4 | Menendez Burgos Axel Enrique | L | 0 | 0 | 0 | 0 | |
| - | 6 | Lucero Perez Javier Alberto | OH | 0 | 1 | 1 | 2 | |
| - | 8 | Ralon Bolaños Daniel Alejandro | S | 0 | 0 | 0 | 0 | |
| - | 9 | Najera Quiñonez Brandon Jose | MB | 0 | 0 | 0 | 0 | |
| - | 11 | Leonardo Blanco Andy Alexis | OP | 0 | 2 | 3 | 5 | |
| - | 12 | Pineda Lopez Tirso Ivan | L | 0 | 0 | 0 | 0 | |
| - | 14 | Sosa Estrada Fernando Alberto | OP | 0 | 0 | 0 | 0 | |
| - | 19 | Carrillo Valiente Jose Rodrigo | OP | 0 | 1 | 0 | 1 | |
| Total Team | | | | 9 | 16 | 22 | 47 | 3.00 |




Serve


| Rk | No | Name | Pos. | Aces | Faults | Serve Hits | Total Attempts | Avg. by set |
|-------------------|----|--------------------------------|------|------|--------|------------|----------------|-------------|
| 1 | 11 | Leonardo Blanco Andy Alexis | OP | 2 | 3 | 19 | 24 | 0.67 |
| 2 | 17 | Gonzalez Paz Gerardo Antonio | OH | 1 | 2 | 4 | 7 | 0.33 |
| - | 1 | Perez Alvarado Jose Pablo | OH | 0 | 1 | 2 | 3 | |
| - | 2 | Lopez Santiago Carlos Fernando | OH | 0 | 1 | 13 | 14 | |
| - | 4 | Menendez Burgos Axel Enrique | L | 0 | 0 | 0 | 0 | |
| - | 6 | Lucero Perez Javier Alberto | OH | 0 | 0 | 0 | 0 | |
| - | 7 | Ruano Poron Adan Andree | S | 0 | 0 | 9 | 9 | |
| - | 8 | Ralon Bolaños Daniel Alejandro | S | 0 | 0 | 0 | 0 | |
| - | 9 | Najera Quiñonez Brandon Jose | MB | 0 | 0 | 0 | 0 | |
| - | 12 | Pineda Lopez Tirso Ivan | L | 0 | 0 | 0 | 0 | |
| - | 13 | Hernández de León Jason Omar | MB | 0 | 1 | 8 | 9 | |
| - | 14 | Sosa Estrada Fernando Alberto | OP | 0 | 0 | 1 | 1 | |
| - | 15 | Aragon Lopez Leonel Antonio | MB | 0 | 2 | 6 | 8 | |
| - | 19 | Carrillo Valiente Jose Rodrigo | OP | 0 | 0 | 0 | 0 | |
| Total Team | | | | 3 | 10 | 62 | 75 | 1.00 |

Team

| | | | | |
|------------|----|---|--|----|
| Total Team | 28 | 0 | | 28 |
|------------|----|---|--|----|

|  Dig | Rk | No | Name | Pos. | Digs | Faults | Receptions | Total Attempts | Avg. by set |
|--|----|--------------------------------|--------------------------------|------|------|--------|------------|----------------|-------------|
| | 1 | 4 | Menendez Burgos Axel Enrique | L | 4 | 6 | 8 | 18 | 1.33 |
| | 2 | 2 | Lopez Santiago Carlos Fernando | OH | 1 | 0 | 2 | 3 | 0.33 |
| | | 12 | Pineda Lopez Tirso Ivan | L | 1 | 5 | 6 | 12 | 0.33 |
| | | 17 | Gonzalez Paz Gerardo Antonio | OH | 1 | 2 | 6 | 9 | 0.33 |
| | - | 1 | Perez Alvarado Jose Pablo | OH | 0 | 0 | 0 | 0 | |
| | - | 6 | Lucero Perez Javier Alberto | OH | 0 | 0 | 0 | 0 | |
| | - | 7 | Ruano Poron Adan Andree | S | 0 | 5 | 7 | 12 | |
| | - | 8 | Ralon Bolaños Daniel Alejandro | S | 0 | 1 | 0 | 1 | |
| | - | 9 | Najera Quiñonez Brandon Jose | MB | 0 | 0 | 0 | 0 | |
| - | 11 | Leonardo Blanco Andy Alexis | OP | 0 | 4 | 3 | 7 | | |
| - | 13 | Hernández de León Jason Omar | MB | 0 | 2 | 0 | 2 | | |
| - | 14 | Sosa Estrada Fernando Alberto | OP | 0 | 0 | 0 | 0 | | |
| - | 15 | Aragon Lopez Leonel Antonio | MB | 0 | 0 | 0 | 0 | | |
| - | 19 | Carrillo Valiente Jose Rodrigo | OP | 0 | 1 | 0 | 1 | | |
| Total Team | | | | | 7 | 26 | 32 | 65 | 2.33 |

|  Set | Rk | No | Name | Pos. | Running Sets | Faults | Still Sets | Total Attempts | Avg. by set |
|--|----|--------------------------------|--------------------------------|------|--------------|--------|------------|----------------|-------------|
| | 1 | 7 | Ruano Poron Adan Andree | S | 14 | 1 | 40 | 55 | 4.67 |
| | 2 | 8 | Ralon Bolaños Daniel Alejandro | S | 3 | 0 | 9 | 12 | 1.00 |
| | - | 1 | Perez Alvarado Jose Pablo | OH | 0 | 0 | 0 | 0 | |
| | - | 2 | Lopez Santiago Carlos Fernando | OH | 0 | 0 | 0 | 0 | |
| | - | 4 | Menendez Burgos Axel Enrique | L | 0 | 0 | 0 | 0 | |
| | - | 6 | Lucero Perez Javier Alberto | OH | 0 | 0 | 0 | 0 | |
| | - | 9 | Najera Quiñonez Brandon Jose | MB | 0 | 0 | 0 | 0 | |
| | - | 11 | Leonardo Blanco Andy Alexis | OP | 0 | 0 | 0 | 0 | |
| | - | 12 | Pineda Lopez Tirso Ivan | L | 0 | 0 | 0 | 0 | |
| - | 13 | Hernández de León Jason Omar | MB | 0 | 0 | 0 | 0 | | |
| - | 14 | Sosa Estrada Fernando Alberto | OP | 0 | 0 | 0 | 0 | | |
| - | 15 | Aragon Lopez Leonel Antonio | MB | 0 | 0 | 0 | 0 | | |
| - | 17 | Gonzalez Paz Gerardo Antonio | OH | 0 | 0 | 0 | 0 | | |
| - | 19 | Carrillo Valiente Jose Rodrigo | OP | 0 | 0 | 0 | 0 | | |
| Total Team | | | | | 17 | 1 | 49 | 67 | 5.67 |

|  Reception Limit: 20.00% | Rk | No | Name | Pos. | Excellents | Faults | Serve Receptions | Total Attempts | Eff. % |
|---|----|--------------------------------|--------------------------------|------|------------|--------|------------------|----------------|--------|
| | 1 | 12 | Pineda Lopez Tirso Ivan | L | 10 | 1 | 7 | 18 | 50.00 |
| | | 17 | Gonzalez Paz Gerardo Antonio | OH | 9 | 1 | 6 | 16 | 50.00 |
| | 3 | 2 | Lopez Santiago Carlos Fernando | OH | 10 | 2 | 7 | 19 | 42.11 |
| | - | 1 | Perez Alvarado Jose Pablo | OH | 0 | 0 | 1 | 1 | |
| | - | 4 | Menendez Burgos Axel Enrique | L | 0 | 0 | 0 | 0 | |
| | - | 6 | Lucero Perez Javier Alberto | OH | 0 | 0 | 2 | 2 | |
| | - | 7 | Ruano Poron Adan Andree | S | 1 | 0 | 0 | 1 | |
| | - | 8 | Ralon Bolaños Daniel Alejandro | S | 0 | 0 | 0 | 0 | |
| | - | 9 | Najera Quiñonez Brandon Jose | MB | 0 | 0 | 0 | 0 | |
| - | 11 | Leonardo Blanco Andy Alexis | OP | 1 | 0 | 0 | 1 | | |
| - | 13 | Hernández de León Jason Omar | MB | 0 | 0 | 0 | 0 | | |
| - | 14 | Sosa Estrada Fernando Alberto | OP | 0 | 0 | 0 | 0 | | |
| - | 15 | Aragon Lopez Leonel Antonio | MB | 0 | 0 | 0 | 0 | | |
| - | 19 | Carrillo Valiente Jose Rodrigo | OP | 0 | 0 | 0 | 0 | | |
| Total Team | | | | | 31 | 4 | 23 | 58 | 46.55 |