



Match: 1 **Date:** 29/10/2019 **Spectators:**
City: Managua
Hall: Gimnasio Alexis Argüello
Match duration: **Start:** 15:00 **End:** 16:03 **Total:** 1:03


| Teams | Sets | 1 | 2 | 3 | 4 | 5 | Total |
|------------------|----------|------|------|------|---|---|-------|
| CRC | 3 | 25 | 25 | 25 | | | 75 |
| BIZ | 0 | 13 | 12 | 8 | | | 33 |
| Duration: | | 0:15 | 0:24 | 0:18 | | | 0:57 |

 **CRC • Costa Rica**

|  | Rk | No | Name | Pos. | Spikes | Faults | Shots | Total Attempts | Succ. % | |
|--|-------|----|-------------------------------|--------------------------------|--------|--------|-------|----------------|---------|-------|
| | Spike | 1 | 5 | Mc Donald Smith Dowshel Jekeal | WS | 15 | 0 | 7 | 22 | 68.18 |
| 2 | | 7 | RODRIGUEZ JIMENEZ HAROLD | WS | 6 | 0 | 11 | 17 | 35.29 | |
| 3 | | 2 | CHAVARRIA VARGAS ALEJANDRO | OP | 3 | 2 | 6 | 11 | 27.27 | |
| - | | 1 | BARBOZA ALFARO ANDERSON JESÚS | L | 0 | 0 | 0 | 0 | | |
| - | | 3 | PRENDAS AGÜERO RÓGER | S | 0 | 0 | 0 | 0 | | |
| - | | 4 | MONTOYA GUTIERREZ RONALD | WS | 0 | 0 | 0 | 0 | | |
| - | | 6 | ALFARO ALFARO JUAN GABRIEL | S | 2 | 0 | 3 | 5 | | |
| - | | 8 | DIAZ LOPEZ RELLY NIHAT | MB | 4 | 0 | 2 | 6 | | |
| - | | 9 | SEGNINI MORA ALESSANDRO | MB | 0 | 0 | 0 | 0 | | |
| - | | 10 | ROPER WILSON RISHOND | MB | 3 | 1 | 4 | 8 | | |
| - | | 12 | DELGADO SUÁREZ JUAN DIEGO | WS | 0 | 0 | 0 | 0 | | |
| - | | 14 | CALDERON CHANTO JUAN IGNACIO | S | 0 | 0 | 0 | 0 | | |
| Total Team | | | | | 33 | 3 | 33 | 69 | 47.83 | |




Limit: 15.00%

|  | Rk | No | Name | Pos. | Kill Blocks | Faults | Rebounds | Total Attempts | Avg. by set | |
|--|-------|----|--------------------------------|----------------------------|-------------|--------|----------|----------------|-------------|------|
| | Block | 1 | 2 | CHAVARRIA VARGAS ALEJANDRO | OP | 2 | 1 | 1 | 4 | 0.67 |
| | | 8 | DIAZ LOPEZ RELLY NIHAT | MB | 2 | 0 | 6 | 8 | 0.67 | |
| 3 | | 10 | ROPER WILSON RISHOND | MB | 1 | 2 | 4 | 7 | 0.33 | |
| - | | 1 | BARBOZA ALFARO ANDERSON JESÚS | L | 0 | 0 | 0 | 0 | | |
| - | | 3 | PRENDAS AGÜERO RÓGER | S | 0 | 0 | 0 | 0 | | |
| - | | 4 | MONTOYA GUTIERREZ RONALD | WS | 0 | 0 | 2 | 2 | | |
| - | | 5 | Mc Donald Smith Dowshel Jekeal | WS | 0 | 0 | 4 | 4 | | |
| - | | 6 | ALFARO ALFARO JUAN GABRIEL | S | 0 | 1 | 1 | 2 | | |
| - | | 7 | RODRIGUEZ JIMENEZ HAROLD | WS | 0 | 1 | 1 | 2 | | |
| - | | 9 | SEGNINI MORA ALESSANDRO | MB | 0 | 0 | 0 | 0 | | |
| - | | 12 | DELGADO SUÁREZ JUAN DIEGO | WS | 0 | 0 | 0 | 0 | | |
| - | | 14 | CALDERON CHANTO JUAN IGNACIO | S | 0 | 0 | 0 | 0 | | |
| Total Team | | | | | 5 | 5 | 19 | 29 | 1.67 | |

|  | Rk | No | Name | Pos. | Aces | Faults | Serve Hits | Total Attempts | Avg. by set | |
|--|-------|----|--------------------------------|----------------------------|------|--------|------------|----------------|-------------|------|
| | Serve | 1 | 6 | ALFARO ALFARO JUAN GABRIEL | S | 3 | 1 | 15 | 19 | 1.00 |
| 2 | | 2 | CHAVARRIA VARGAS ALEJANDRO | OP | 1 | 1 | 3 | 5 | 0.33 | |
| | | 5 | Mc Donald Smith Dowshel Jekeal | WS | 1 | 1 | 8 | 10 | 0.33 | |
| | | 7 | RODRIGUEZ JIMENEZ HAROLD | WS | 1 | 3 | 17 | 21 | 0.33 | |
| | | 10 | ROPER WILSON RISHOND | MB | 1 | 1 | 11 | 13 | 0.33 | |
| - | | 1 | BARBOZA ALFARO ANDERSON JESÚS | L | 0 | 0 | 0 | 0 | | |
| - | | 3 | PRENDAS AGÜERO RÓGER | S | 0 | 0 | 0 | 0 | | |
| - | | 4 | MONTOYA GUTIERREZ RONALD | WS | 0 | 0 | 0 | 0 | | |
| - | | 8 | DIAZ LOPEZ RELLY NIHAT | MB | 0 | 1 | 3 | 4 | | |
| - | | 9 | SEGNINI MORA ALESSANDRO | MB | 0 | 0 | 0 | 0 | | |
| - | | 12 | DELGADO SUÁREZ JUAN DIEGO | WS | 0 | 0 | 0 | 0 | | |
| - | | 14 | CALDERON CHANTO JUAN IGNACIO | S | 0 | 0 | 1 | 1 | | |
| Total Team | | | | | 7 | 8 | 58 | 73 | 2.33 | |


| Team | Total Team | 30 | 0 | | 30 |
|------|------------|----|---|--|----|
| | Total Team | 30 | 0 | | 30 |


P-3 Match players ranking


| | | Rk | No | Name | Pos. | Digs | Faults | Receptions | Total Attempts | Avg. by set | |
|---|--|----|----------------------------------|----------------------------------|------|------|--------|------------|----------------|-------------|-------|
|  <p>Dig</p> | 1 | 1 | BARBOZA ALFARO ANDERSON JESÚS | L | 13 | 4 | 5 | 22 | 4.33 | | |
| | 2 | 2 | CHAVARRIA VARGAS ALEJANDRO | OP | 4 | 0 | 3 | 7 | 1.33 | | |
| | 3 | 7 | RODRIGUEZ JIMENEZ HAROLD | WS | 3 | 3 | 8 | 14 | 1.00 | | |
| | 4 | 5 | Mc Donald Smith Dowshelel Jekeal | WS | 1 | 4 | 8 | 13 | 0.33 | | |
| | 8 | 1 | DIAZ LOPEZ RELLY NIHAT | MB | 1 | 0 | 1 | 2 | 0.33 | | |
| | 10 | 1 | ROPER WILSON RISHOND | MB | 1 | 1 | 1 | 3 | | | |
| | - | 3 | PRENDAS AGÜERO RÓGER | S | 0 | 0 | 0 | 0 | | | |
| | - | 4 | MONTOYA GUTIERREZ RONALD | WS | 0 | 0 | 1 | 1 | | | |
| | - | 6 | ALFARO ALFARO JUAN GABRIEL | S | 0 | 1 | 1 | 2 | | | |
| | - | 9 | SEGNINI MORA ALESSANDRO | MB | 0 | 0 | 0 | 0 | | | |
| | - | 12 | DELGADO SUÁREZ JUAN DIEGO | WS | 0 | 0 | 0 | 0 | | | |
| | - | 14 | CALDERON CHANTO JUAN IGNACIO | S | 0 | 0 | 1 | 1 | | | |
| | Total Team | | | | | | 23 | 13 | 29 | 65 | 7.67 |
| |  <p>Set</p> | 1 | 6 | ALFARO ALFARO JUAN GABRIEL | S | 8 | 1 | 44 | 53 | 2.67 | |
| 2 | | 14 | CALDERON CHANTO JUAN IGNACIO | S | 1 | 0 | 1 | 2 | 0.33 | | |
| - | | 1 | BARBOZA ALFARO ANDERSON JESÚS | L | 0 | 0 | 0 | 0 | | | |
| - | | 2 | CHAVARRIA VARGAS ALEJANDRO | OP | 0 | 0 | 0 | 0 | | | |
| - | | 3 | PRENDAS AGÜERO RÓGER | S | 0 | 0 | 0 | 0 | | | |
| - | | 4 | MONTOYA GUTIERREZ RONALD | WS | 0 | 0 | 0 | 0 | | | |
| - | | 5 | Mc Donald Smith Dowshelel Jekeal | WS | 0 | 0 | 0 | 0 | | | |
| - | | 7 | RODRIGUEZ JIMENEZ HAROLD | WS | 0 | 0 | 0 | 0 | | | |
| - | | 8 | DIAZ LOPEZ RELLY NIHAT | MB | 0 | 0 | 0 | 0 | | | |
| - | | 9 | SEGNINI MORA ALESSANDRO | MB | 0 | 0 | 0 | 0 | | | |
| - | | 10 | ROPER WILSON RISHOND | MB | 0 | 0 | 0 | 0 | | | |
| - | | 12 | DELGADO SUÁREZ JUAN DIEGO | WS | 0 | 0 | 0 | 0 | | | |
| Total Team | | | | | | 9 | 1 | 45 | 55 | 3.00 | |
|  <p>Reception</p> <p>Limit: 20.00%</p> | | 1 | 5 | Mc Donald Smith Dowshelel Jekeal | WS | 7 | 0 | 4 | 11 | 63.64 | |
| | 2 | 7 | RODRIGUEZ JIMENEZ HAROLD | WS | 5 | 0 | 5 | 10 | 50.00 | | |
| | 3 | 1 | BARBOZA ALFARO ANDERSON JESÚS | L | 4 | 3 | 1 | 8 | 12.50 | | |
| | - | 2 | CHAVARRIA VARGAS ALEJANDRO | OP | 0 | 0 | 0 | 0 | | | |
| | - | 3 | PRENDAS AGÜERO RÓGER | S | 0 | 0 | 0 | 0 | | | |
| | - | 4 | MONTOYA GUTIERREZ RONALD | WS | 0 | 0 | 0 | 0 | | | |
| | - | 6 | ALFARO ALFARO JUAN GABRIEL | S | 0 | 0 | 0 | 0 | | | |
| | - | 8 | DIAZ LOPEZ RELLY NIHAT | MB | 0 | 0 | 1 | 1 | | | |
| | - | 9 | SEGNINI MORA ALESSANDRO | MB | 0 | 0 | 0 | 0 | | | |
| | - | 10 | ROPER WILSON RISHOND | MB | 1 | 0 | 0 | 1 | | | |
| | - | 12 | DELGADO SUÁREZ JUAN DIEGO | WS | 0 | 0 | 0 | 0 | | | |
| | - | 14 | CALDERON CHANTO JUAN IGNACIO | S | 0 | 0 | 0 | 0 | | | |
| | Total Team | | | | | | 17 | 3 | 11 | 31 | 45.16 |



BIZ • Belize


|  Spike Limit: 15.00% | Rk | No | Name | Pos. | Spikes | Faults | Shots | Total Attempts | Succ. % |
|---|----|----|-----------------|------|--------|--------|-------|----------------|---------|
| | 1 | 13 | Ingram Kaelen | OP | 7 | 1 | 12 | 20 | 35.00 |
| | 2 | 6 | Garbutt Thomas | WS | 5 | 7 | 20 | 32 | 15.63 |
| | - | 2 | Smith Alexander | L | 0 | 0 | 0 | 0 | |
| | - | 3 | Usher Anthony | S | 0 | 0 | 0 | 0 | |
| | - | 4 | Auil Alan | WS | 0 | 4 | 6 | 10 | |
| | - | 5 | Smith Curt | MB | 0 | 0 | 0 | 0 | |
| | - | 7 | Murillo Malcolm | WS | 0 | 0 | 0 | 0 | |
| | - | 8 | Usher Ryan | MB | 1 | 0 | 3 | 4 | |
| | - | 9 | Requena Nicanor | S | 0 | 1 | 1 | 2 | |
| | - | 10 | Mejia Eleazar | OP | 3 | 3 | 4 | 10 | |
| | - | 11 | Fernandez Ally | MB | 0 | 0 | 0 | 0 | |
| | - | 12 | Samuels Cyrus | MB | 1 | 0 | 1 | 2 | |
| Total Team | | | | | 17 | 16 | 47 | 80 | 21.25 |


|  Block | Rk | No | Name | Pos. | Kill Blocks | Faults | Rebounds | Total Attempts | Avg. by set |
|--|----|----|-----------------|------|-------------|--------|----------|----------------|-------------|
| | 1 | 4 | Auil Alan | WS | 1 | 1 | 3 | 5 | 0.33 |
| | - | 2 | Smith Alexander | L | 0 | 0 | 0 | 0 | |
| | - | 3 | Usher Anthony | S | 0 | 1 | 0 | 1 | |
| | - | 5 | Smith Curt | MB | 0 | 0 | 0 | 0 | |
| | - | 6 | Garbutt Thomas | WS | 0 | 0 | 1 | 1 | |
| | - | 7 | Murillo Malcolm | WS | 0 | 0 | 0 | 0 | |
| | - | 8 | Usher Ryan | MB | 0 | 4 | 2 | 6 | |
| | - | 9 | Requena Nicanor | S | 0 | 0 | 0 | 0 | |
| | - | 10 | Mejia Eleazar | OP | 0 | 0 | 4 | 4 | |
| | - | 11 | Fernandez Ally | MB | 0 | 0 | 0 | 0 | |
| | - | 12 | Samuels Cyrus | MB | 0 | 2 | 1 | 3 | |
| | - | 13 | Ingram Kaelen | OP | 0 | 2 | 0 | 2 | |
| Total Team | | | | | 1 | 10 | 11 | 22 | 0.33 |


|  Serve | Rk | No | Name | Pos. | Aces | Faults | Serve Hits | Total Attempts | Avg. by set |
|--|----|----|-----------------|------|------|--------|------------|----------------|-------------|
| | 1 | 8 | Usher Ryan | MB | 1 | 0 | 9 | 10 | 0.33 |
| | - | 10 | Mejia Eleazar | OP | 1 | 0 | 3 | 4 | 0.33 |
| | - | 2 | Smith Alexander | L | 0 | 0 | 0 | 0 | |
| | - | 3 | Usher Anthony | S | 0 | 2 | 3 | 5 | |
| | - | 4 | Auil Alan | WS | 0 | 0 | 2 | 2 | |
| | - | 5 | Smith Curt | MB | 0 | 0 | 0 | 0 | |
| | - | 6 | Garbutt Thomas | WS | 0 | 1 | 5 | 6 | |
| | - | 7 | Murillo Malcolm | WS | 0 | 0 | 0 | 0 | |
| | - | 9 | Requena Nicanor | S | 0 | 0 | 2 | 2 | |
| | - | 11 | Fernandez Ally | MB | 0 | 0 | 0 | 0 | |
| | - | 12 | Samuels Cyrus | MB | 0 | 1 | 2 | 3 | |
| | - | 13 | Ingram Kaelen | OP | 0 | 0 | 3 | 3 | |
| Total Team | | | | | 2 | 4 | 29 | 35 | 0.67 |

| Team | Total Team | 13 | 0 | | 13 |
|------|------------|----|---|--|----|
|------|------------|----|---|--|----|

P-3 Match players ranking

|  | Rk | No | Name | Pos. | Digs | Faults | Receptions | Total Attempts | Avg. by set |
|--|----|----|-----------------|-----------------|------|--------|------------|----------------|-------------|
| | | 1 | 2 | Smith Alexander | L | 5 | 10 | 17 | 32 |
| | 2 | 10 | Mejia Eleazar | OP | 4 | 1 | 1 | 6 | 1.33 |
| | 3 | 6 | Garbutt Thomas | WS | 3 | 5 | 9 | 17 | 1.00 |
| | 4 | 3 | Usher Anthony | S | 2 | 4 | 6 | 12 | 0.67 |
| | - | 4 | Auil Alan | WS | 0 | 4 | 4 | 8 | |
| | - | 5 | Smith Curt | MB | 0 | 0 | 0 | 0 | |
| | - | 7 | Murillo Malcolm | WS | 0 | 0 | 0 | 0 | |
| | - | 8 | Usher Ryan | MB | 0 | 1 | 3 | 4 | |
| | - | 9 | Requena Nicanor | S | 0 | 2 | 2 | 4 | |
| | - | 11 | Fernandez Ally | MB | 0 | 0 | 0 | 0 | |
| | - | 12 | Samuels Cyrus | MB | 0 | 2 | 1 | 3 | |
| | - | 13 | Ingram Kaelen | OP | 0 | 2 | 2 | 4 | |
| Total Team | | | | | 14 | 31 | 45 | 90 | 4.67 |

|  | Rk | No | Name | Pos. | Running Sets | Faults | Still Sets | Total Attempts | Avg. by set |
|--|----|----|-----------------|---------------|--------------|--------|------------|----------------|-------------|
| | | 1 | 3 | Usher Anthony | S | 5 | 4 | 38 | 47 |
| | 2 | 9 | Requena Nicanor | S | 2 | 1 | 21 | 24 | 0.67 |
| | - | 2 | Smith Alexander | L | 0 | 0 | 0 | 0 | |
| | - | 4 | Auil Alan | WS | 0 | 0 | 0 | 0 | |
| | - | 5 | Smith Curt | MB | 0 | 0 | 0 | 0 | |
| | - | 6 | Garbutt Thomas | WS | 0 | 0 | 0 | 0 | |
| | - | 7 | Murillo Malcolm | WS | 0 | 0 | 0 | 0 | |
| | - | 8 | Usher Ryan | MB | 0 | 0 | 0 | 0 | |
| | - | 10 | Mejia Eleazar | OP | 0 | 0 | 0 | 0 | |
| | - | 11 | Fernandez Ally | MB | 0 | 0 | 0 | 0 | |
| | - | 12 | Samuels Cyrus | MB | 0 | 0 | 0 | 0 | |
| | - | 13 | Ingram Kaelen | OP | 0 | 0 | 0 | 0 | |
| Total Team | | | | | 7 | 5 | 59 | 71 | 2.33 |

|  | Rk | No | Name | Pos. | Running Sets | Faults | Still Sets | Total Attempts | Eff. % |
|--|----|----|-----------------|----------------|--------------|--------|------------|----------------|--------|
| | | 1 | 6 | Garbutt Thomas | WS | 9 | 2 | 9 | 20 |
| | 2 | 2 | Smith Alexander | L | 10 | 4 | 9 | 23 | 26.09 |
| | 3 | 13 | Ingram Kaelen | OP | 6 | 2 | 9 | 17 | 23.53 |
| | - | 3 | Usher Anthony | S | 0 | 1 | 0 | 1 | |
| | - | 4 | Auil Alan | WS | 0 | 0 | 4 | 4 | |
| | - | 5 | Smith Curt | MB | 0 | 0 | 0 | 0 | |
| | - | 7 | Murillo Malcolm | WS | 0 | 0 | 0 | 0 | |
| | - | 8 | Usher Ryan | MB | 0 | 0 | 0 | 0 | |
| | - | 9 | Requena Nicanor | S | 0 | 0 | 0 | 0 | |
| | - | 10 | Mejia Eleazar | OP | 0 | 0 | 0 | 0 | |
| | - | 11 | Fernandez Ally | MB | 0 | 0 | 0 | 0 | |
| | - | 12 | Samuels Cyrus | MB | 0 | 0 | 0 | 0 | |
| Total Team | | | | | 25 | 9 | 31 | 65 | 24.62 |

Limit: 20.00%