



Bulletin No 7

November 15, 2018



XX Copa Centroamericana de Voleibol
Mayor Masculino
El Salvador
8 - 17 noviembre 2018



Calendario de Entrenamiento / Trainer Schedule



| | HORA | Gimnasio FESAVOL | HORA | Gimnasio FESAVOL |
|---------------|-------|---------------------|-------|---------------------|
| | 7:00 | BIZ | 8:00 | GUA |
| 16 Nov | 9:00 | NCA | 10:00 | HON |
| | 11:00 | PAN | 12:00 | ESA |



FEDERATION INTERNATIONALE DE VOLLEYBALL
ASOCIACION DE FEDERACIONES CENTROAMERICANAS
DE VOLEIBOL AFECAVOL

O-1

**UNIFORMS COLORS /
COLORES UNIFORMES**

CITY

San Salvador

REGISTERED COLORS / REGISTRO COLORES

(ONLY SHIRT COLOR / SOLO COLOR CAMISA)

DATE

09/11/2018

POOL
PHASE

**A
FINAL**

| BIZ | CRC | ESA | GUA | HON | NCA | PAN |
|------------|------------|------------|------------|------------|------------|------------|
| BLUE | ROJO | AZUL O. | CELESTE | AZUL | AZUL | AZUL |
| WHITE | AZUL | BLANCO | BLANCO | GRIS | BLANCO | ROJO |
| | BLANCO | AZUL | | NEGRO | | |

| MATCH SCHEDULE Calendrier des matches | | | |
|---|----------|----------|----------|
| DATE : | N° Match | Team | Team |
| | | Equipe A | Equipe B |
| 16-nov. | 19 | BIZ | GUA |
| 16-nov. | 20 | NCA | HON |
| 16-nov. | 21 | PAN | ESA |
| | | | |
| | | | |
| | | | |
| | | | |
| | | | |
| | | | |
| | | | |
| | | | |
| | | | |
| | | | |
| | | | |
| | | | |
| | | | |
| | | | |
| | | | |
| | | | |
| | | | |
| | | | |
| | | | |
| | | | |

| TEAMS CHOICE (1-2 OR 3) Choix des équipes (1-2 ou 3) | | | |
|--|---|--------|---------|
| 1st CHOICE 1 er Choix | | LIBERO | |
| A | B | A | B |
| | | BLUE | BLANCO |
| | | BLANCO | GRIS |
| | | AZUL | AZUL O. |
| | | | |
| | | | |
| | | | |
| | | | |
| | | | |
| | | | |
| | | | |
| | | | |
| | | | |
| | | | |
| | | | |
| | | | |
| | | | |
| | | | |
| | | | |
| | | | |
| | | | |
| | | | |
| | | | |
| | | | |
| | | | |

| FIVB DECISION Décision de la FIVB | |
|---|---------|
| A | B |
| WHITE | CELESTE |
| AZUL | NEGRO |
| ROJO | BLANCO |
| | |
| | |
| | |
| | |
| | |
| | |
| | |
| | |
| | |
| | |
| | |
| | |
| | |
| | |
| | |
| | |
| | |
| | |
| | |
| | |
| | |
| | |
| | |
| | |
| | |
| | |
| | |
| | |
| | |
| | |
| | |
| | |
| | |

APPROVAL: FIVB TECHNICAL DELEGATE



P-4 VOLLEYBALL • Collated results & ranking



XX Copa Centroamericana Mayor Masculina
Results of Thursday, 15' 15e 'November' 15e '2018

MATCH RESULTS

FINAL

| No | Date | Teams | Set | Result per set (points) | | | | | Total Points | Time | Spectators |
|----|------------|-----------|-----|-------------------------|-------|-------|-------|-------|--------------|------|------------|
| | | | | 1 | 2 | 3 | 4 | 5 | | | |
| 1 | 10/11/2018 | PAN - CRC | 0-3 | 21-25 | 16-25 | 21-25 | | | 58- 75 | 1:20 | 100 |
| 2 | 10/11/2018 | BIZ - HON | 3-1 | 25-22 | 22-25 | 25-16 | 25-18 | | 97- 81 | 1:45 | 350 |
| 3 | 10/11/2018 | GUA - ESA | 3-0 | 25-22 | 25-17 | 25-22 | | | 75- 61 | 1:25 | 1,000 |
| 4 | 11/11/2018 | HON - PAN | 1-3 | 25-17 | 19-25 | 16-25 | 24-26 | | 84- 93 | 1:54 | 100 |
| 5 | 11/11/2018 | CRC - NCA | 3-0 | 28-26 | 25-16 | 25-19 | | | 78- 61 | 1:28 | 250 |
| 6 | 11/11/2018 | ESA - BIZ | 3-0 | 25-21 | 32-30 | 25-19 | | | 82- 70 | 1:29 | 700 |
| 7 | 12/11/2018 | HON - GUA | 0-3 | 11-25 | 15-25 | 15-25 | | | 41- 75 | 1:08 | 50 |
| 8 | 12/11/2018 | CRC - BIZ | 3-0 | 25-20 | 25-21 | 25-22 | | | 75- 63 | 1:16 | 50 |
| 9 | 12/11/2018 | NCA - PAN | 3-0 | 25-23 | 26-24 | 25-22 | | | 76- 69 | 1:31 | 75 |
| 10 | 13/11/2018 | GUA - CRC | 3-0 | 25-18 | 25-12 | 27-25 | | | 77- 55 | 1:38 | 125 |
| 11 | 13/11/2018 | BIZ - NCA | 2-3 | 14-25 | 21-25 | 25-22 | 25-19 | 11-15 | 96-106 | 1:57 | 150 |
| 12 | 13/11/2018 | ESA - HON | 2-3 | 19-25 | 24-26 | 25-23 | 25-22 | 10-15 | 103-111 | 2:24 | 500 |
| 13 | 14/11/2018 | NCA - GUA | 0-3 | 14-25 | 12-25 | 25-27 | | | 51- 77 | 1:14 | 50 |
| 14 | 14/11/2018 | PAN - BIZ | 1-3 | 17-25 | 15-25 | 25-21 | 12-25 | | 69- 96 | 1:43 | 100 |
| 15 | 14/11/2018 | CRC - ESA | 3-0 | 25-22 | 25-23 | 25-23 | | | 75- 68 | 1:33 | 550 |
| 16 | 15/11/2018 | GUA - PAN | 3-0 | 25-17 | 25-21 | 25-17 | | | 75- 55 | 1:19 | 50 |
| 17 | 15/11/2018 | HON - CRC | 2-3 | 25-27 | 25-23 | 25-22 | 21-25 | 15-17 | 111-114 | 2:13 | 125 |
| 18 | 15/11/2018 | ESA - NCA | 3-0 | 26-24 | 26-24 | 28-26 | | | 80- 74 | 1:32 | 400 |
| 19 | 16/11/2018 | BIZ - GUA | | | | | | | | | |
| 20 | 16/11/2018 | NCA - HON | | | | | | | | | |
| 21 | 16/11/2018 | PAN - ESA | | | | | | | | | |

TEAM RANKING

FINAL

| Rk | Code | Team | Matches | | | | Results Details | | | | | | Points | | | Sets | | |
|----|------|-------------|---------|---|---|---|-----------------|-----|-----|-----|-----|-----|--------|-----|-------|------|----|-------|
| | | | Pts | T | W | L | 3-0 | 3-1 | 3-2 | 2-3 | 1-3 | 0-3 | W | L | Ratio | W | L | Ratio |
| 1 | GUA | Guatemala | 25 | 5 | 5 | 0 | 5 | 0 | 0 | 0 | 0 | 0 | 379 | 263 | 1.441 | 15 | 0 | MAX |
| 2 | CRC | Costa Rica | 23 | 6 | 5 | 1 | 4 | 0 | 1 | 0 | 0 | 1 | 472 | 438 | 1.078 | 15 | 5 | 3.000 |
| 3 | ESA | El Salvador | 12 | 5 | 2 | 3 | 2 | 0 | 0 | 1 | 0 | 2 | 394 | 405 | 0.973 | 8 | 9 | 0.889 |
| 4 | BIZ | Belize | 10 | 5 | 2 | 3 | 0 | 2 | 0 | 1 | 0 | 2 | 422 | 413 | 1.022 | 8 | 11 | 0.727 |
| 5 | NCA | Nicaragua | 8 | 5 | 2 | 3 | 1 | 0 | 1 | 0 | 0 | 3 | 368 | 400 | 0.920 | 6 | 11 | 0.545 |
| 6 | HON | Honduras | 7 | 5 | 1 | 4 | 0 | 0 | 1 | 1 | 2 | 1 | 428 | 482 | 0.888 | 7 | 14 | 0.500 |
| 7 | PAN | Panama | 5 | 5 | 1 | 4 | 0 | 1 | 0 | 0 | 1 | 3 | 344 | 406 | 0.847 | 4 | 13 | 0.308 |





P-2 VOLLEYBALL • Match result

XX Copa Centroamericana Mayor Masculina FINAL



Match: 16 **Date:** 15/11/2018 **Spectators:** 50
City: San Salvador
Hall: FESAVOL
Match duration: **Start:** 15:00 **End:** 16:19 **Total:** 1:19

| Teams | Sets | 1 | 2 | 3 | 4 | 5 | Total |
|---------------------|----------|------|------|------|---|---|-------|
| GUA | 3 | 25 | 25 | 25 | | | 75 |
| PAN | 0 | 17 | 21 | 17 | | | 55 |
| Set duration | | 0:21 | 0:28 | 0:24 | | | 1:13 |

Referees: Gentle, Leon (BIZ) & Largaespada, Norman (NCA)

| GUA • Guatemala | | | | | | PAN • Panama | | | | | | | |
|-----------------|---|---|---|---|---|--------------|----|---|---|---|---|---|-----|
| | 1 | 2 | 3 | 4 | 5 | Pts | | 1 | 2 | 3 | 4 | 5 | Pts |
| 2 | ■ | ■ | ■ | | | 9 | 1 | ■ | ■ | ■ | | | 2 |
| 3 | ■ | ■ | ■ | | | 11 | 2 | L | L | L | | | |
| 4 | | | | □ | | | 4 | ■ | | | | | |
| 6 | | | | | | | 5 | | □ | | | | |
| 7 | | | | | □ | | 6 | ■ | ■ | ■ | | | 15 |
| 8 | L | L | L | | | | 7 | ■ | | | | □ | |
| 11 | ■ | ■ | ■ | | | 16 | 9 | | | | | | |
| 12 | | | | | | | 10 | ■ | ■ | ■ | | | |
| 14 | ■ | ■ | ■ | | | 7 | 11 | ■ | ■ | ■ | | | 9 |
| 15 | ■ | ■ | ■ | | | 5 | 12 | ■ | ■ | ■ | | | 4 |
| 17 | ■ | ■ | ■ | | | 4 | 14 | □ | ■ | ■ | | | 2 |
| 19 | | | | | | | 20 | □ | □ | □ | | | 1 |

Coach: Reider, Lucas (CUB)
Assistant: Castaneda, Luis (GUA)

Coach: Angulo, Horacio (PAN)
Assistant:

TEAMS AND PLAYERS PERFORMANCES

| Won Pts | Total Atts | No Name | Scoring Skills | Won Pts | Total Atts | No Name |
|-----------|------------|----------------------------|--------------------|-----------|------------|------------------------|
| 40 | 90 | Total Team | | 25 | 80 | Total Team |
| 14 | 29 | 11 Leonardo Andy (OP) | Spike | 14 | 32 | 6 Othon Otto (OP) |
| 9 | 21 | 3 Chacon Wagner (OH) | | 7 | 26 | 11 Marshal Oswald (OH) |
| 7 | 30 | Total Team | Block | 6 | 41 | Total Team |
| 2 | 5 | 17 Gonzalez Gerardo (S) | | 2 | 9 | 12 West Ludrik (MB) |
| 2 | 9 | 14 Chinchilla Brandon (MB) | | 2 | 10 | 11 Marshal Oswald (OH) |
| 5 | 74 | Total Team | Serve | 2 | 56 | Total Team |
| 2 | 14 | 2 Lopez Carlos (OH) | | 1 | 3 | 20 Salinas Nestor (S) |
| 1 | 12 | 17 Gonzalez Gerardo (S) | | 1 | 12 | 14 Fuentes Gilmar (OP) |
| 23 | | Total Team | Opp. error | 22 | | Total Team |
| 75 | 194 | Total Team | Total | 55 | 177 | Total Team |
| 16 | 43 | 11 Leonardo Andy (OP) | Best Scorer | 15 | 49 | 6 Othon Otto (OP) |
| Excellent | Total Atts | No Name | Non scoring Skills | Excellent | Total Atts | No Name |
| 15 | 72 | Total Team | | 13 | 86 | Total Team |
| 6 | 27 | 8 Santa Cruz Luis (L) | Dig | 8 | 33 | 2 Medina Miguel (L) |
| 4 | 7 | 14 Chinchilla Brandon (MB) | | 2 | 6 | 12 West Ludrik (MB) |
| 20 | 76 | Total Team | Set | 13 | 60 | Total Team |
| 20 | 72 | 17 Gonzalez Gerardo (S) | | 10 | 51 | 10 Perez Wigner (S) |
| 30 | 50 | Total Team | Reception | 18 | 60 | Total Team |
| 10 | 15 | 2 Lopez Carlos (OH) | Success - Faults | 10 | 25 | 2 Medina Miguel (L) |
| 15 | 26 | 3 Chacon Wagner (OH) | # Attempts | 5 | 20 | 11 Marshal Oswald (OH) |

■ Starting line-up Pts = Points scored [nn] = Captain
□ Substitute Atts = Attempts L = Libero
Opp = Opponent





P-2 VOLLEYBALL • Match result

XX Copa Centroamericana Mayor Masculina FINAL



Match: 17 **Date:** 15/11/2018 **Spectators:** 125
City: San Salvador
Hall: FESAVOL
Match duration: **Start:** 17:00 **End:** 19:13 **Total:** 2:13

| Teams | Sets | 1 | 2 | 3 | 4 | 5 | Total |
|---------------------|----------|------|------|------|------|------|-------|
| HON | 2 | 25 | 25 | 25 | 21 | 15 | 111 |
| CRC | 3 | 27 | 23 | 22 | 25 | 17 | 114 |
| Set duration | | 0:31 | 0:26 | 0:26 | 0:21 | 0:17 | 2:01 |

Referees: Mejia, Raul (GUA) & Rivas, Hector (ESA)

| HON • Honduras | | 1 | 2 | 3 | 4 | 5 | Pts |
|----------------|--------------------------|---|---|---|---|---|-----|
| 1 | Maradiaga Cristobal (S) | ■ | ■ | ■ | ■ | ■ | 4 |
| 2 | Lopez Pablo (S) | | | | | | |
| 4 | Osorio Carlos (OP) | ■ | ■ | ■ | ■ | ■ | 7 |
| 5 | Watler Ornelio (MB) | ■ | ■ | ■ | ■ | ■ | 6 |
| 6 | L Ortiz Hector (L) | L | L | L | L | L | |
| 7 | Espinal Jose (OH) | □ | | | | | |
| 8 | Bulnes William (MB) | | | | | | |
| 9 | Duran Arturo (OH) | ■ | ■ | ■ | ■ | ■ | 8 |
| 10 | Matamoros Fabrizzio (OH) | ■ | ■ | ■ | ■ | ■ | 20 |
| 12 | L Casasola Maynor (L) | L | L | L | L | L | |
| 14 | Reyes Jose (MB) | ■ | ■ | ■ | ■ | ■ | 10 |
| 16 | Ulloa Marvin (S) | □ | □ | □ | □ | □ | |

Coach: Leon, Juan (CUB)
Assistant: Robles, Marvin (HON)

| CRC • Costa Rica | | 1 | 2 | 3 | 4 | 5 | Pts |
|------------------|------------------------|---|---|---|---|---|-----|
| 1 | L Chaves Luis (L) | L | L | L | L | L | |
| 2 | Brown Jason (MB) | ■ | ■ | ■ | ■ | ■ | 5 |
| 4 | Blanco Alberto (OH) | ■ | ■ | ■ | ■ | ■ | 24 |
| 7 | Salas Mariano (OH) | | ■ | | | □ | 6 |
| 8 | Quiros Elder (OH) | □ | ■ | | □ | | 2 |
| 9 | Quintero Andrey (OP) | ■ | □ | ■ | | | 2 |
| 10 | Gutierrez Luis (S) | ■ | □ | ■ | | ■ | |
| 11 | Quesada Carlos (S) | □ | ■ | □ | ■ | □ | 2 |
| 12 | Arias Christopher (OH) | | ■ | | | | |
| 13 | Vargas Ricky (OP) | ■ | □ | □ | ■ | ■ | 20 |
| 21 | Reid Japheth (MB) | ■ | ■ | ■ | ■ | ■ | 5 |
| 22 | Solano Gilberth (OP) | □ | ■ | □ | ■ | ■ | 10 |

Coach: Blanco, Alberto (CRC)
Assistant: Masis, Ronald (CRC)

TEAMS AND PLAYERS PERFORMANCES

| Won Pts | Total Atts | No Name | Scoring Skills | Won Pts | Total Atts | No Name |
|------------|------------|-----------------------------|-------------------------|------------|------------|-------------------------|
| 42 | 135 | Total Team | | 59 | 159 | Total Team |
| 17 | 47 | 10 Matamoros Fabrizzio (OH) | Spike | 21 | 51 | 4 Blanco Alberto (OH) |
| 8 | 19 | 14 Reyes Jose (MB) | | 17 | 37 | 13 Vargas Ricky (OP) |
| 10 | 71 | Total Team | Block | 12 | 59 | Total Team |
| 3 | 14 | 5 Watler Ornelio (MB) | | 3 | 5 | 4 Blanco Alberto (OH) |
| 2 | 13 | 10 Matamoros Fabrizzio (OH) | Serve | 3 | 14 | 21 Reid Japheth (MB) |
| 3 | 111 | Total Team | | 5 | 114 | Total Team |
| 2 | 25 | 1 Maradiaga Cristobal (S) | Opp. error | 3 | 19 | 13 Vargas Ricky (OP) |
| 1 | 17 | 10 Matamoros Fabrizzio (OH) | | 2 | 12 | 22 Solano Gilberth (OP) |
| 56 | | Total Team | Total | 38 | | Total Team |
| 111 | 317 | Total Team | | 114 | 332 | Total Team |
| | | | Best Scorer | | | |
| 20 | 77 | 10 Matamoros Fabrizzio (OH) | | 24 | 72 | 4 Blanco Alberto (OH) |
| Excellent | Total Atts | No Name | Non scoring Skills | Excellent | Total Atts | No Name |
| 17 | 129 | Total Team | | 22 | 114 | Total Team |
| 4 | 14 | 6 Ortiz Hector (L) | Dig | 9 | 43 | 1 Chaves Luis (L) |
| 4 | 25 | 10 Matamoros Fabrizzio (OH) | | 4 | 18 | 4 Blanco Alberto (OH) |
| 19 | 112 | Total Team | Set | 51 | 139 | Total Team |
| 19 | 107 | 1 Maradiaga Cristobal (S) | | 32 | 73 | 11 Quesada Carlos (S) |
| 31 | 84 | Total Team | Reception | 42 | 98 | Total Team |
| 13 | 29 | 9 Duran Arturo (OH) | Success - Faults | 12 | 25 | 4 Blanco Alberto (OH) |
| 7 | 18 | 10 Matamoros Fabrizzio (OH) | # Attempts | 14 | 33 | 13 Vargas Ricky (OP) |

■ Starting line-up Pts = Points scored [nn] = Captain
□ Substitute Atts = Attempts L = Libero
Opp = Opponent





P-2 VOLLEYBALL • Match result

XX Copa Centroamericana Mayor Masculina FINAL



Match: 18 **Date:** 15/11/2018 **Spectators:** 400
City: San Salvador
Hall: FESAVOL
Match duration: **Start:** 19:55 **End:** 21:27 **Total:** 1:32

| Teams | Sets | 1 | 2 | 3 | 4 | 5 | Total |
|---------------------|----------|------|------|------|---|---|-------|
| ESA | 3 | 26 | 26 | 28 | | | 80 |
| NCA | 0 | 24 | 24 | 26 | | | 74 |
| Set duration | | 0:27 | 0:27 | 0:32 | | | 1:26 |

Referees: Villalobos, Tatiana (CRC) & Barahona, Ma. Elena (HON)

| ESA • El Salvador | | | | | | | NCA • Nicaragua | | | | | | | |
|-------------------|--------------------------|---|---|---|---|-----|-----------------|------|------------------------|---|---|---|-----|----|
| | 1 | 2 | 3 | 4 | 5 | Pts | | 1 | 2 | 3 | 4 | 5 | Pts | |
| 1 | Chavez Rodrigo (OH) | ■ | ■ | ■ | | | 10 | 1 | Zeledon Jony (OH) | ■ | ■ | ■ | | 13 |
| 2 | Guatemala Armando (OH) | □ | | □ | | | | 2 | Garcia Denis (OP) | ■ | ■ | ■ | | 19 |
| 3 | Palma Josue (OP) | | | | | | | 3 | Baquedano Romnier (MB) | ■ | ■ | □ | | 2 |
| 5 | Menjivar Erick (MB) | ■ | ■ | ■ | | 1 | | 4 | Duarte Kevin (MB) | □ | | | | |
| 6 L | Navarro Diego (L) | | | | | | | 5 | Cuadra Diego (MB) | ■ | ■ | ■ | | 9 |
| 7 | Platero Manuel (MB) | | | | | | | 6 | Rostran Jordy (MB) | | □ | ■ | | 1 |
| 8 | Hernandez Francisco (OH) | ■ | ■ | ■ | | 17 | | 7 | Sevilla Kenneth (OP) | | | | | |
| 9 | Vargas Juan Carlos (S) | | | □ | □ | | | 8 | Solis Alvaro (S) | □ | □ | ■ | | 3 |
| 10 | Guidos Diego (MB) | ■ | ■ | ■ | | 12 | | 9 | Cerda Rony (S) | ■ | ■ | | | 1 |
| 12 | Nochez Mario (OP) | | | | | | | 10 L | Castillo Miguel (L) | L | L | L | | |
| 13 | Rodriguez Carlos (OP) | ■ | ■ | ■ | | 10 | | 11 | Valdivia Tito (OH) | ■ | ■ | □ | | 3 |
| 16 | Aleman Jaime (MB) | | | | | | | 12 | Hernandez Byron (OH) | □ | □ | ■ | | 5 |
| 17 | Flores Franklin (S) | ■ | ■ | ■ | | 6 | | | | | | | | |
| 19 L | Morales Luis (L) | L | L | L | | | | | | | | | | |

Coach: Jyh Liou, Shean (ESA)
Assistant: Lozano, Manuel (ESA)

Coach: Hernandez, Osman (NCA)
Assistant: Mena, Jorge (NCA)

TEAMS AND PLAYERS PERFORMANCES

| Won Pts | Total Atts | No Name | Scoring Skills | Won Pts | Total Atts | No Name |
|-----------|------------|----------------------------|-------------------------|-----------|------------|------------------------|
| 41 | 124 | Total Team | | 43 | 133 | Total Team |
| 16 | 39 | 8 Hernandez Francisco (OH) | Spike | 17 | 46 | 2 Garcia Denis (OP) |
| 8 | 25 | 1 Chavez Rodrigo (OH) | | 8 | 28 | 1 Zeledon Jony (OH) |
| 13 | 76 | Total Team | Block | 11 | 55 | Total Team |
| 5 | 24 | 10 Guidos Diego (MB) | | 4 | 7 | 1 Zeledon Jony (OH) |
| 4 | 12 | 13 Rodriguez Carlos (OP) | Serve | 2 | 7 | 8 Solis Alvaro (S) |
| 2 | 78 | Total Team | | 2 | 76 | Total Team |
| 1 | 13 | 10 Guidos Diego (MB) | Opp. error | 1 | 14 | 5 Cuadra Diego (MB) |
| 1 | 17 | 1 Chavez Rodrigo (OH) | | 1 | 8 | 1 Zeledon Jony (OH) |
| 24 | | Total Team | Total | 18 | | Total Team |
| 80 | 278 | Total Team | | 74 | 264 | Total Team |
| 17 | 58 | 8 Hernandez Francisco (OH) | Best Scorer | 19 | 69 | 2 Garcia Denis (OP) |
| Excellent | Total Atts | No Name | Non scoring Skills | Excellent | Total Atts | No Name |
| 21 | 100 | Total Team | | 24 | 123 | Total Team |
| 7 | 14 | 1 Chavez Rodrigo (OH) | Dig | 13 | 41 | 10 Castillo Miguel (L) |
| 5 | 16 | 13 Rodriguez Carlos (OP) | | 6 | 22 | 1 Zeledon Jony (OH) |
| 19 | 99 | Total Team | Set | 15 | 107 | Total Team |
| 16 | 82 | 17 Flores Franklin (S) | | 9 | 68 | 8 Solis Alvaro (S) |
| 40 | 62 | Total Team | Reception | 28 | 72 | Total Team |
| 9 | 13 | 1 Chavez Rodrigo (OH) | Success - Faults | 12 | 31 | 1 Zeledon Jony (OH) |
| 19 | 30 | 8 Hernandez Francisco (OH) | # Attempts | 11 | 26 | 10 Castillo Miguel (L) |

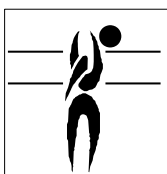
■ Starting line-up Pts = Points scored [nn] = Captain
□ Substitute Atts = Attempts L = Libero
Opp = Opponent





P-5 VOLLEYBALL • Players ranking by skills

XX Copa Centroamericana Mayor Masculina



Best Scorers

| Rk | No | Name | Team | Spike | Block | Serve | Total |
|-------------------------|----|--------------------------|------|-------|-------|-------|-------|
| 1 | 11 | Coleman Karym (OP) | BIZ | 111 | 9 | 2 | 122 |
| 2 | 4 | Blanco Alberto (OH) | CRC | 85 | 9 | 4 | 98 |
| 3 | 6 | Hauze Francis (OH) | BIZ | 74 | 8 | 5 | 87 |
| 4 | 11 | Leonardo Andy (OP) | GUA | 64 | 5 | 13 | 82 |
| 5 | 13 | Vargas Ricky (OP) | CRC | 61 | 7 | 10 | 78 |
| 6 | 1 | Zeledon Jony (OH) | NCA | 60 | 8 | 5 | 73 |
| 6 | 13 | Rodriguez Carlos (OP) | ESA | 59 | 12 | 2 | 73 |
| 8 | 10 | Matamoros Fabrizio (OH) | HON | 58 | 4 | 2 | 64 |
| 9 | 2 | Garcia Denis (OP) | NCA | 52 | 4 | 0 | 56 |
| 9 | 6 | Othon Otto (OP) | PAN | 48 | 8 | 0 | 56 |
| 11 | 11 | Marshal Oswald (OH) | PAN | 46 | 6 | 0 | 52 |
| 11 | 10 | Guidos Diego (MB) | ESA | 29 | 22 | 1 | 52 |
| 13 | 4 | Osorio Carlos (OP) | HON | 38 | 8 | 2 | 48 |
| 14 | 11 | Valdivia Tito (OH) | NCA | 42 | 1 | 3 | 46 |
| 15 | 8 | Hernandez Francisco (OH) | ESA | 39 | 5 | 0 | 44 |
| 16 | 3 | Chacon Wagner (OH) | GUA | 36 | 4 | 3 | 43 |
| 16 | 1 | Chavez Rodrigo (OH) | ESA | 36 | 3 | 4 | 43 |
| 18 | 2 | Lopez Carlos (OH) | GUA | 33 | 5 | 4 | 42 |
| 19 | 14 | Reyes Jose (MB) | HON | 28 | 13 | 0 | 41 |
| 20 | 1 | Beitia Angel (MB) | PAN | 28 | 9 | 2 | 39 |
| 21 | 2 | Brown Jason (MB) | CRC | 25 | 11 | 2 | 38 |
| 22 | 14 | Chinchilla Brandon (MB) | GUA | 28 | 4 | 4 | 36 |
| 23 | 12 | Archer Anfernee (OH) | BIZ | 30 | 3 | 1 | 34 |
| 24 | 5 | Cuadra Diego (MB) | NCA | 25 | 7 | 1 | 33 |
| 24 | 9 | Quintero Andrey (OP) | CRC | 23 | 4 | 6 | 33 |
| 26 | 9 | Duran Arturo (OH) | HON | 26 | 5 | 0 | 31 |
| 26 | 5 | Watler Ornelio (MB) | HON | 20 | 10 | 1 | 31 |
| 26 | 21 | Reid Japheth (MB) | CRC | 16 | 14 | 1 | 31 |
| 29 | 22 | Solano Gilberth (OP) | CRC | 15 | 2 | 3 | 20 |
| 30 | 15 | Aragon Leonel (MB) | GUA | 15 | 3 | 1 | 19 |
| 30 | 14 | Martinez Edgar (MB) | BIZ | 8 | 10 | 1 | 19 |
| 30 | 7 | Espinal Jose (OH) | HON | 18 | 1 | 0 | 19 |
| 33 | 12 | Hernandez Byron (OH) | NCA | 14 | 0 | 3 | 17 |
| 34 | 12 | West Ludrik (MB) | PAN | 12 | 3 | 0 | 15 |
| 35 | 2 | Anderson Elton (S) | BIZ | 6 | 6 | 2 | 14 |
| 36 | 4 | Pitty Emanuel (OH) | PAN | 11 | 1 | 1 | 13 |
| 36 | 14 | Fuentes Gilmar (OP) | PAN | 5 | 6 | 2 | 13 |
| 38 | 17 | Gonzalez Gerardo (S) | GUA | 2 | 4 | 6 | 12 |
| 39 | 5 | Fuentes Noriel (OH) | PAN | 10 | 1 | 0 | 11 |
| 39 | 17 | Flores Franklin (S) | ESA | 9 | 2 | 0 | 11 |
| 39 | 5 | Menjivar Erick (MB) | ESA | 8 | 3 | 0 | 11 |
| 42 | 13 | Galvez Ean (OH) | BIZ | 6 | 4 | 0 | 10 |
| 43 | 2 | Guatemala Armando (OH) | ESA | 8 | 0 | 0 | 8 |
| 43 | 8 | Garbutt Zachary (MB) | BIZ | 6 | 2 | 0 | 8 |
| 43 | 1 | Maradiaga Cristobal (S) | HON | 2 | 1 | 5 | 8 |
| 46 | 7 | Platero Manuel (MB) | ESA | 3 | 3 | 0 | 6 |
| 46 | 4 | Duarte Kevin (MB) | NCA | 3 | 2 | 1 | 6 |
| 46 | 8 | Bulnes William (MB) | HON | 6 | 0 | 0 | 6 |
| 46 | 7 | Salas Mariano (OH) | CRC | 5 | 1 | 0 | 6 |
| 46 | 10 | Gutierrez Luis (S) | CRC | 2 | 1 | 3 | 6 |
| Total tournament | | | | 1,424 | 279 | 113 | 1,816 |

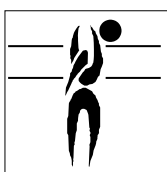




Best Spikers

Limit: 15.00%

| Rk | No | Name | Team | Spikes | Faults | Shots | Total Attempts | Succ. % |
|-------------------------|----|-----------------------|------|--------|--------|-------|----------------|---------|
| 1 | 11 | Leonardo Andy (OP) | GUA | 64 | 17 | 40 | 121 | 52.89 |
| 2 | 6 | Hauze Francis (OH) | BIZ | 74 | 16 | 53 | 143 | 51.75 |
| 3 | 11 | Coleman Karym (OP) | BIZ | 111 | 31 | 97 | 239 | 46.44 |
| 4 | 13 | Vargas Ricky (OP) | CRC | 61 | 21 | 58 | 140 | 43.57 |
| 5 | 4 | Blanco Alberto (OH) | CRC | 85 | 23 | 88 | 196 | 43.37 |
| 6 | 3 | Chacon Wagner (OH) | GUA | 36 | 10 | 38 | 84 | 42.86 |
| 7 | 13 | Rodriguez Carlos (OP) | ESA | 59 | 20 | 59 | 138 | 42.75 |
| 8 | 2 | Lopez Carlos (OH) | GUA | 33 | 10 | 38 | 81 | 40.74 |
| 9 | 1 | Zeledon Jony (OH) | NCA | 60 | 23 | 68 | 151 | 39.74 |
| 10 | 2 | Garcia Denis (OP) | NCA | 52 | 22 | 64 | 138 | 37.68 |
| Total Tournament | | | | 1,424 | 537 | 1,819 | 3,780 | 37.67 |




Best Blockers

| Rk | No | Name | Team | Kill Blocks | Faults | Rebounds | Total Attempts | Avg. by set |
|-------------------------|----|-----------------------|------|-------------|--------|----------|----------------|-------------|
| 1 | 10 | Guidos Diego (MB) | ESA | 22 | 26 | 35 | 83 | 1.29 |
| 2 | 13 | Rodriguez Carlos (OP) | ESA | 12 | 19 | 20 | 51 | 0.71 |
| 3 | 21 | Reid Japheth (MB) | CRC | 14 | 28 | 35 | 77 | 0.70 |
| 4 | 14 | Reyes Jose (MB) | HON | 13 | 22 | 23 | 58 | 0.62 |
| 5 | 2 | Brown Jason (MB) | CRC | 11 | 18 | 28 | 57 | 0.55 |
| 6 | 14 | Martinez Edgar (MB) | BIZ | 10 | 15 | 28 | 53 | 0.53 |
| 7 | 1 | Beitia Angel (MB) | PAN | 9 | 17 | 32 | 58 | 0.53 |
| 8 | 5 | Wattler Ornelio (MB) | HON | 10 | 18 | 31 | 59 | 0.48 |
| 9 | 1 | Zeledon Jony (OH) | NCA | 8 | 12 | 14 | 34 | 0.47 |
| 10 | 11 | Coleman Karym (OP) | BIZ | 9 | 14 | 16 | 39 | 0.47 |
| Total Tournament | | | | 279 | 658 | 880 | 1,817 | 4.43 |



Best Servers

| Rk | No | Name | Team | Aces | Faults | Serve Hits | Total Attempts | Avg. by set |
|-------------------------|----|-------------------------|------|------|--------|------------|----------------|-------------|
| 1 | 11 | Leonardo Andy (OP) | GUA | 13 | 22 | 29 | 64 | 0.87 |
| 2 | 13 | Vargas Ricky (OP) | CRC | 10 | 14 | 58 | 82 | 0.50 |
| 3 | 17 | Gonzalez Gerardo (S) | GUA | 6 | 6 | 52 | 64 | 0.40 |
| 4 | 9 | Quintero Andrey (OP) | CRC | 6 | 10 | 38 | 54 | 0.30 |
| 5 | 1 | Zeledon Jony (OH) | NCA | 5 | 13 | 37 | 55 | 0.29 |
| 6 | 14 | Chinchilla Brandon (MB) | GUA | 4 | 4 | 63 | 71 | 0.27 |
| 7 | 2 | Lopez Carlos (OH) | GUA | 4 | 10 | 46 | 60 | 0.27 |
| 8 | 6 | Hauze Francis (OH) | BIZ | 5 | 14 | 46 | 65 | 0.26 |
| 9 | 1 | Maradiaga Cristobal (S) | HON | 5 | 2 | 51 | 58 | 0.24 |
| 10 | 1 | Chavez Rodrigo (OH) | ESA | 4 | 5 | 50 | 59 | 0.24 |
| Total Tournament | | | | 113 | 368 | 2,322 | 2,803 | 1.79 |



Best Diggers

| Rk | No | Name | Team | Digs | Faults | Receptions | Total Attempts | Avg. by set |
|-------------------------|----|----------------------|------|------|--------|------------|----------------|-------------|
| 1 | 2 | Medina Miguel (L) | PAN | 37 | 35 | 86 | 158 | 2.18 |
| 2 | 4 | Manzanero Ilyich (L) | BIZ | 36 | 41 | 58 | 135 | 1.89 |
| 3 | 19 | Morales Luis (L) | ESA | 32 | 30 | 64 | 126 | 1.88 |
| 4 | 10 | Castillo Miguel (L) | NCA | 32 | 35 | 75 | 142 | 1.88 |
| 5 | 1 | Chaves Luis (L) | CRC | 29 | 33 | 76 | 138 | 1.45 |
| 6 | 8 | Santa Cruz Luis (L) | GUA | 19 | 22 | 53 | 94 | 1.27 |
| 7 | 1 | Chavez Rodrigo (OH) | ESA | 20 | 20 | 30 | 70 | 1.18 |
| 8 | 1 | Zeledon Jony (OH) | NCA | 17 | 22 | 33 | 72 | 1.00 |
| 9 | 12 | Casasola Maynor (L) | HON | 19 | 26 | 46 | 91 | 0.90 |
| 10 | 2 | Garcia Denis (OP) | NCA | 13 | 11 | 16 | 40 | 0.76 |
| Total Tournament | | | | 521 | 996 | 1,631 | 3,148 | 8.27 |



Best Setters

| Rk | No | Name | Team | Running Sets | Faults | Still Sets | Total Attempts | Avg. by set |
|-------------------------|----|-------------------------|------|--------------|--------|------------|----------------|-------------|
| 1 | 10 | Gutierrez Luis (S) | CRC | 104 | 3 | 254 | 361 | 5.20 |
| 2 | 17 | Gonzalez Gerardo (S) | GUA | 73 | 4 | 167 | 244 | 4.87 |
| 3 | 2 | Anderson Elton (S) | BIZ | 75 | 9 | 353 | 437 | 3.95 |
| 4 | 8 | Solis Alvaro (S) | NCA | 62 | 2 | 261 | 325 | 3.65 |
| 5 | 17 | Flores Franklin (S) | ESA | 61 | 5 | 224 | 290 | 3.59 |
| 6 | 9 | Vargas Juan Carlos (S) | ESA | 51 | 1 | 130 | 182 | 3.00 |
| 7 | 10 | Perez Wigner (S) | PAN | 47 | 4 | 200 | 251 | 2.76 |
| 8 | 1 | Maradiaga Cristobal (S) | HON | 56 | 3 | 228 | 287 | 2.67 |
| 9 | 11 | Quesada Carlos (S) | CRC | 51 | 1 | 76 | 128 | 2.55 |
| 10 | 7 | Ruano Adan (S) | GUA | 21 | 1 | 46 | 68 | 1.40 |
| Total Tournament | | | | 670 | 63 | 2,429 | 3,162 | 10.63 |



Best Receivers


Limit: 20.00%

| Rk | No | Name | Team | Excellents | Faults | Serve Receptions | Total Attempts | Eff. % |
|-------------------------|----|--------------------------|------|------------|--------|------------------|----------------|--------|
| 1 | 1 | Chavez Rodrigo (OH) | ESA | 41 | 1 | 28 | 70 | 57.14 |
| 2 | 2 | Medina Miguel (L) | PAN | 82 | 3 | 61 | 146 | 54.11 |
| 3 | 3 | Chacon Wagner (OH) | GUA | 48 | 4 | 36 | 88 | 50.00 |
| 4 | 19 | Morales Luis (L) | ESA | 57 | 5 | 42 | 104 | 50.00 |
| 5 | 8 | Hernandez Francisco (OH) | ESA | 52 | 3 | 44 | 99 | 49.49 |
| 6 | 10 | Matamoros Fabrizio (OH) | HON | 66 | 8 | 44 | 118 | 49.15 |
| 7 | 1 | Chaves Luis (L) | CRC | 54 | 4 | 44 | 102 | 49.02 |
| 8 | 1 | Zeledon Jony (OH) | NCA | 61 | 1 | 63 | 125 | 48.00 |
| 9 | 10 | Castillo Miguel (L) | NCA | 61 | 4 | 55 | 120 | 47.50 |
| 10 | 8 | Santa Cruz Luis (L) | GUA | 30 | 5 | 18 | 53 | 47.17 |
| Total Tournament | | | | 1,081 | 134 | 1,204 | 2,419 | 39.15 |



P-5 VOLLEYBALL • Players ranking by skills

XX Copa Centroamericana Mayor Masculina



Best Liberos

| Rk | No | Name | Team | Excellents | Faults | In play | Total attempts | Avg. by set |
|----|----|----------------------|------|------------|--------|---------|----------------|-------------|
| 1 | 2 | Medina Miguel (L) | PAN | 119 | 38 | 147 | 304 | 7.00 |
| 2 | 10 | Castillo Miguel (L) | NCA | 93 | 39 | 130 | 262 | 5.47 |
| 3 | 19 | Morales Luis (L) | ESA | 89 | 35 | 106 | 230 | 5.24 |
| 4 | 4 | Manzanero Ilyich (L) | BIZ | 88 | 54 | 125 | 267 | 4.63 |
| 5 | 1 | Chaves Luis (L) | CRC | 83 | 37 | 120 | 240 | 4.15 |
| 6 | 12 | Casasola Maynor (L) | HON | 70 | 34 | 105 | 209 | 3.33 |
| 7 | 8 | Santa Cruz Luis (L) | GUA | 49 | 27 | 71 | 147 | 3.27 |
| 8 | 6 | Ortiz Hector (L) | HON | 19 | 31 | 42 | 92 | 0.90 |
| 9 | 6 | Navarro Diego (L) | ESA | 8 | 5 | 13 | 26 | 0.47 |
| 10 | 12 | Pineda Tirso (L) | GUA | 6 | 6 | 7 | 19 | 0.40 |

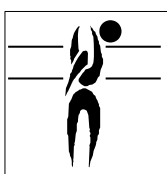




Best Spikers

Limit: 15.00%

| Rk | Team | Spikes | Faults | Shots | Total Attempts | Succ. % |
|-------------------------|-----------------|--------|--------|-------|----------------|---------|
| 1 | GUA Guatemala | 183 | 43 | 155 | 381 | 48.03 |
| 2 | BIZ Belize | 241 | 67 | 230 | 538 | 44.80 |
| 3 | CRC Costa Rica | 236 | 80 | 272 | 588 | 40.14 |
| 4 | NCA Nicaragua | 203 | 81 | 281 | 565 | 35.93 |
| 5 | ESA El Salvador | 199 | 82 | 295 | 576 | 34.55 |
| 6 | PAN Panama | 165 | 82 | 263 | 510 | 32.35 |
| 7 | HON Honduras | 197 | 102 | 323 | 622 | 31.67 |
| Total Tournament | | 1,424 | 537 | 1,819 | 3,780 | 37.67 |




Best Blockers

| Rk | Team | Kill Blocks | Faults | Rebounds | Total Attempts | Avg. by set |
|-------------------------|-----------------|-------------|--------|----------|----------------|-------------|
| 1 | ESA El Salvador | 50 | 128 | 137 | 315 | 2.94 |
| 2 | CRC Costa Rica | 50 | 106 | 127 | 283 | 2.50 |
| 3 | BIZ Belize | 42 | 96 | 129 | 267 | 2.21 |
| 4 | HON Honduras | 46 | 95 | 136 | 277 | 2.19 |
| 5 | PAN Panama | 36 | 99 | 136 | 271 | 2.12 |
| 6 | GUA Guatemala | 27 | 59 | 82 | 168 | 1.80 |
| 7 | NCA Nicaragua | 28 | 75 | 133 | 236 | 1.65 |
| Total Tournament | | 279 | 658 | 880 | 1,817 | 4.43 |



Best Servers

| Rk | Team | Aces | Faults | Serve Hits | Total Attempts | Avg. by set |
|-------------------------|-----------------|------|--------|------------|----------------|-------------|
| 1 | GUA Guatemala | 31 | 55 | 285 | 371 | 2.07 |
| 2 | CRC Costa Rica | 31 | 97 | 341 | 469 | 1.55 |
| 3 | NCA Nicaragua | 15 | 55 | 301 | 371 | 0.88 |
| 4 | BIZ Belize | 11 | 49 | 362 | 422 | 0.58 |
| 5 | HON Honduras | 10 | 40 | 380 | 430 | 0.48 |
| 6 | ESA El Salvador | 8 | 38 | 347 | 393 | 0.47 |
| 7 | PAN Panama | 7 | 34 | 306 | 347 | 0.41 |
| Total Tournament | | 113 | 368 | 2,322 | 2,803 | 1.79 |



Best Diggers

| Rk | Team | Digs | Faults | Receptions | Total Attempts | Avg. by set |
|-------------------------|-----------------|------|--------|------------|----------------|-------------|
| 1 | ESA El Salvador | 98 | 132 | 233 | 463 | 5.76 |
| 2 | NCA Nicaragua | 79 | 156 | 235 | 470 | 4.65 |
| 3 | GUA Guatemala | 65 | 83 | 170 | 318 | 4.33 |
| 4 | PAN Panama | 72 | 147 | 249 | 468 | 4.24 |
| 5 | BIZ Belize | 74 | 158 | 231 | 463 | 3.89 |
| 6 | HON Honduras | 71 | 190 | 283 | 544 | 3.38 |
| 7 | CRC Costa Rica | 62 | 130 | 230 | 422 | 3.10 |
| Total Tournament | | 521 | 996 | 1,631 | 3,148 | 8.27 |



Best Setters

| Rk | Team | Running Sets | Faults | Still Sets | Total Attempts | Avg. by set |
|-------------------------|-----------------|--------------|--------|------------|----------------|-------------|
| 1 | CRC Costa Rica | 155 | 4 | 342 | 501 | 7.75 |
| 2 | ESA El Salvador | 113 | 7 | 362 | 482 | 6.65 |
| 3 | GUA Guatemala | 95 | 7 | 218 | 320 | 6.33 |
| 4 | NCA Nicaragua | 82 | 8 | 386 | 476 | 4.82 |
| 5 | PAN Panama | 70 | 15 | 332 | 417 | 4.12 |
| 6 | BIZ Belize | 76 | 10 | 363 | 449 | 4.00 |
| 7 | HON Honduras | 79 | 12 | 426 | 517 | 3.76 |
| Total Tournament | | 670 | 63 | 2,429 | 3,162 | 10.63 |



Best Receivers

Limit: 20.00%

| Rk | Team | Excellents | Faults | Serve Receptions | Total Attempts | Eff. % |
|-------------------------|-----------------|------------|--------|------------------|----------------|--------|
| 1 | ESA El Salvador | 178 | 14 | 152 | 344 | 47.67 |
| 2 | GUA Guatemala | 114 | 14 | 93 | 221 | 45.25 |
| 3 | NCA Nicaragua | 162 | 12 | 175 | 349 | 42.98 |
| 4 | CRC Costa Rica | 160 | 15 | 210 | 385 | 37.66 |
| 5 | PAN Panama | 145 | 21 | 178 | 344 | 36.05 |
| 6 | BIZ Belize | 153 | 27 | 187 | 367 | 34.33 |
| 7 | HON Honduras | 169 | 31 | 209 | 409 | 33.74 |
| Total Tournament | | 1,081 | 134 | 1,204 | 2,419 | 39.15 |



With one day left of competition Guatemala retains AFECVOL title

SAN SALVADOR, El Salvador, November 15, 2018.- After the results before the last day of competition at the twentieth Men's AFECVOL Central American Championship, Guatemala retained their title.

Guatemala celebrated their second AFECVOL title in a row from the stands at the FESAVOL gymnasium after Costa Rica lost the second set to Honduras and their previous straight set victory to Panama 3-0 (25-17, 25-21, 25-17).

Costa Rica won the silver medal finishing with a tie-break victory over Honduras 3-2 (27-25, 23-25, 22-25, 25-21, 17-15).

It's an intense battle for bronze after El Salvador won in the needed three sets to Nicaragua for a triple tie in win-loss record (2-3) between El Salvador, Belize and Nicaragua.

Guatemala 3, Panama 0

Guatemala defeated Panama 3-0 (25-17, 25-21, 25-17). Defending champion Guatemala continues unbeaten with 5-0 record and 25 ranking points; Panama has 1-4 record for a total of 5 points. Guatemala took charge of the actions from set one, but Panama's reaction in set two was strong; they adjusted their blocking to stop Guatemala's top hitter Andy Leonardo, keeping the score very close and tied on several occasions. Guatemala is no serious danger, managing their fifth straight set win in a row. Guatemala led with huge 40-25 advantage in kills, a 7-5 margin in blocks and 5-2 in aces. Guatemala finished with 22 unforced errors and Panama with 23. Opposite Andy Leonardo scored 16 points and continues to be Guatemala's leading attacker; outside hitter Wagner Chacon contributed with 11 points and Carlos Lopez tallied 9 points. Opposite Otto Othon finished with 14 points or Panama and outside hitter Oswald Marshall joined with 9 points.

Costa Rica 3, Honduras 2

Costa Rica won the silver medal finishing with a tie-break victory over Honduras 3-2 (27-25, 23-25, 22-25, 25-21, 17-15). Before facing Honduras, Costa Rica had already pocketed the silver medal because Guatemala had previously beaten Panama in straight sets. Costa Rica finishes the tournament with 5-1 win-loss record and a total of 23 ranking points; Honduras stands with 1-4 and 7 points, and they still face Nicaragua on the last day of competition. Costa Rica was unsteady against Honduras the entire game and after losing the second set, Guatemala celebrated their second AFECVOL title in row from the stands. In the first set Costa Rica recovered from a five point deficit (17-22) and in set two came out short with an impressive ten point deficit (4-14) to finish losing to a close 23-25 score. The match ended with no real excitement and points going from one side to the other. Costa Rica held advantage in kills (59-42), in blocks (12-10) and in aces (5-3), allowing 56 points on errors while Honduras committed 38. Outside hitter Alberto Blanco of Costa Rica scored a match-high of 24 points on 21 kills and 3 blocks, followed by opposite Ricky Vargas with 20 points on 17 kills and 3 aces; Gilbert Solano added 10 points. Outside hitter Fabrizio Matamoros collected 20 points on 17 kills, 2 blocks and one ace for Honduras, accompanied by middle blocker Jose Reyes with 10 points.



El Salvador 3, Nicaragua 0

Hosts El Salvador dominated Nicaragua in the needed straight sets 3-0 (26-24, 26-24, 28-26). It was a neck to neck battle that ended with El Salvador improving to 2-3 their win-loss record and 12 points in ranking and puts them in the run for bronze standing in third place. Also with the same 2-3 record are Belize and Nicaragua; Belize is in fourth place with 10 points, followed by Nicaragua with 8 points. El Salvador had it rough bouncing back in all three sets, as Nicaragua's resilient attackers Garcia and Zeledon never stopped pounding over the net. In set two El Salvador came back on two occasions, the first recovering from five points down (1-6) and then from three deficit points (15-18). The undying will from both sides was stronger in a dramatic third set finishing. El Salvador led 13-11 in blocking and Nicaragua held 43-41 advantage in attacks. Both teams scored 2 points from the service line and El Salvador committed fewer errors (18-24). The host used a balanced scoring offense with outside hitter Francisco Hernández (17pts), middle blocker Diego Guidos (12pts), opposite Carlos Rodriguez (10pts) and outside hitter Rodrigo Chavez (10pts). Opposite Denis García of Nicaragua topped all scorers with 19 points. Nicaragua's outside hitter Jony Zeledon contributed with 13 points and middle blocker Diego Cuadra scored 9 points.



A falta de un día de competencia Guatemala revalida título de AFECVOL

SAN SALVADOR, El Salvador, 15 de noviembre de 2018.- Tras los resultados de la penúltima jornada de competencia de la vigésima Copa Centroamericana Mayor Masculina de AFECVOL, Guatemala revalidó su título de Campeón.

Guatemala celebró su segundo título consecutivo de AFECVOL desde las gradas del gimnasio FESAVOL luego de que Costa Rica perdiera el segundo set ante Honduras y su previa victoria en tres sets ante Panamá 3-0 (25-17, 25-21, 25-17).

Costa Rica por su lado, se aseguró la medalla de plata cerrando con una victoria en cinco sets sobre Honduras 3-2 (27-25, 23-25, 22-25, 25-21, 17-15).

La lucha por el bronce es intensa, tras vencer El Salvador en los necesarios tres sets a Nicaragua y lograr un triple empate en juegos ganados (2-3) entre El Salvador, Belice y Nicaragua.

Guatemala 3, Panamá 0

Guatemala derrotó a Panamá 3-0 (25-17, 25-21, 25-17). El campeón defensor Guatemala continua invicto con record 5-0 y 25 puntos de ranking; Panamá tiene 1-4 en juegos ganados con 5 puntos. Defending champion Guatemala continues unbeaten with 5-0 record and Panama has 1-4 record for a total of 5 points. Guatemala tomó control de las acciones desde el primer set, pero Panamá reaccionó con fuerza en el segundo, ajustaron su bloqueo para detener al máximo exponente de Guatemala Andy Leonardo, manteniendo un marcador apretado y en ocasiones empatado. Guatemala no estuvo un serio peligro, resolviendo su quinto triunfo al hilo en sets seguidos. Guatemala encabezó el ataque por una enorme ventaja de 40-25, el bloqueo por margen de 7-5 y 5-2 en puntos de saque. Guatemala terminó con 22 errores no forzados y Panamá con 23. Nuevamente el opuesto Andy Leonardo lidera a Guatemala, anotando 16 puntos; el atacante Wagner Chacón contribuyó con 11 puntos y Carlos López con 9 tantos. El opuesto Otto Othon finalizó con 14 puntos para Panamá y el atacante Oswald Marshall se unió con 9 puntos. En el último día de competencia, Guatemala (5-0) juega contra Belice (2-3) y Panamá (1-4) contra El Salvador (1-3).

Costa Rica 3, Honduras 2

Costa Rica ganó la medalla de plata cerrando con una victoria en cinco sets sobre Honduras 3-2 (27-25, 23-25, 22-25, 25-21, 17-15). Antes de enfrentar a Honduras, Costa Rica ya había asegurado la medalla de plata ya Guatemala venía de vencer a Panamá en sets seguidos. Costa Rica finaliza el torneo con record 5-1 en juegos ganados y un total de 23 puntos de ranking; Honduras lleva record 1-4 y 7 puntos, y aún deben enfrentar a Nicaragua en la última jornada de competencia. Costa Rica fue inestable todo el encuentro frente a Honduras y luego de haber perdido el segundo parcial, el equipo de Guatemala celebró desde las gradas su segundo título consecutivo de AFECVOL. En el primer set Costa Rica se recuperó de un déficit de cinco puntos (17-22) y en el segundo se quedó corto tras una impresionante remontada de diez puntos (4-14) para perder en apretado marcador de 23-25. El juego terminó sin mucha emoción con puntos repartiéndose para ambos lados. Costa Rica tuvo ventaja en ataques (59-42), en bloqueos (12-10) y en puntos de servicio (5-3), permitiendo 56 puntos por errores mientras que Honduras cometió 38. El atacante Alberto Blanco de Costa Rica



fue el máximo anotador con 24 puntos a través de 21 ataques y 3 bloqueos, seguido por el opuesto Ricky Vargas con 20 puntos a través de 17 ataques y 3 puntos de servicio; Gilberth Solano sumó 10 puntos. El atacante Frabrizio Matamoros recolectó 20 puntos a través de 17 ataques, 2 bloqueos y un punto de saque para Honduras, acompañado por el central José Reyes con 10 puntos.

El Salvador 3, Nicaragua 0

El anfitrión El Salvador triunfó sobre Nicaragua en los necesarios tres sets 3-0 (26-24, 26-24, 28-26). Fue una dramática batalla que terminó con El Salvador mejorando su record de juegos ganados a 2-3 y 12 puntos de ranking que los pone en la lucha del bronce en tercer lugar. También con record 2-3 están Belice y Nicaragua; Belice en cuarto lugar con 10 puntos, seguido por Nicaragua con 8 puntos. El Salvador la tuvo difícil teniendo que venir de atrás en los tres sets por la fuerte resistencia y continuo ataque sobre de la red por parte de los nicaragüenses García y Zeledon. En el segundo set, El salvador vino de abajo en dos ocasiones, en la primer recuperándose de cinco puntos (1-6) y en la tercera de tres puntos de déficit (15-18). El espíritu de lucha de ambos equipos fue mayor en el dramático cierre del tercer set. El Salvador lideró 13-11 en bloqueo y Nicaragua 43-41 en ataques. Ambos anotaron 2 puntos de la línea de servicio y El Salvador cometió menos errores (18-24). Los anfitriones equilibraron su ofensiva entre el atacante Francisco Hernández (17pts), el central Diego Guidos (12pts), el opuesto Carlos Rodríguez (10pts) y el atacante Rodrigo Chávez (10pts). El opuesto Denis Garcia de Nicaragua fue el máximo anotador con 19 puntos. También de Nicaragua, Jony Zeledon contribuyó con 13 puntos y el central Diego Cuadra anotó 9 puntos.