



P-3 VOLLEYBALL • Match players ranking




XX Copa Centroamericana Femenina BIZ 2018 Final

Match: 7 **Date:** 06/08/2018 **Spectators:** 100
City: Belize
Hall: Civic Center
Match duration: Start: 15:00 End: 16:45 Total: 1:45

Teams	Sets	1	2	3	4	5	Total
GUA	1	25	9	12	15		61
CRC	3	19	25	25	25		94
Set duration		0:27	0:21	0:23	0:25		1:36


GUA • Guatemala



Spike

Succ. %
Limit: 15.00%

Rk	No	Name	Spikes	Faults	Shots	Total Attempts	Note
1	3	Alvarez Aury (MB)	7	4	10	21	33.33
2	7	Guillermo Martha (OH)	7	2	16	25	28.00
3	11	Garcia Maria (OP)	5	3	14	22	22.73
-	9	Villagran Maria (OH)	4	5	11	20	
-	13	Gonzalez Astrid (MB)	3	2	12	17	
-	10	Villalobos Ada (OH)	4	4	5	13	
-	1	Cortez Laura (OP)	1	1	9	11	
-	12	Caal Jessica (S)	1	-	3	4	
-	19	Salcedo Sabrina (OH)	-	-	2	2	
-	6	Quinonez Laura (L)	-	-	1	1	
-	14	Gomez Carmen (S)	-	-	-	-	
-	18	Granados Ana (L)	-	-	-	-	
Others			-	-	-	-	
Total Team			32	21	83	136	23.53



Block

Avg. by set

Rk	No	Name	Kill Blocks	Faults	Rebounds	Total Attempts	Note
1	13	Gonzalez Astrid (MB)	2	4	8	14	0.50
2	7	Guillermo Martha (OH)	1	-	-	1	0.25
2	10	Villalobos Ada (OH)	1	1	2	4	0.25
2	12	Caal Jessica (S)	1	2	5	8	0.25
2	3	Alvarez Aury (MB)	1	4	8	13	0.25
-	6	Quinonez Laura (L)	-	-	-	-	
-	9	Villagran Maria (OH)	-	-	1	1	
-	18	Granados Ana (L)	-	-	-	-	
-	19	Salcedo Sabrina (OH)	-	-	-	-	
-	1	Cortez Laura (OP)	-	1	5	6	
-	11	Garcia Maria (OP)	-	1	2	3	
-	14	Gomez Carmen (S)	-	1	2	3	
Others			-	-	-	-	
Total Team			6	14	33	53	1.50





P-3 VOLLEYBALL • Match players ranking




XX Copa Centroamericana Femenina BIZ 2018
Final

Match: 7 **Date:** 06/08/2018 **Spectators:** 100
City: Belize
Hall: Civic Center
Match duration: Start: 15:00 End: 16:45 Total: 1:45

Teams	Sets	1	2	3	4	5	Total
GUA	1	25	9	12	15		61
CRC	3	19	25	25	25		94
Set duration		0:27	0:21	0:23	0:25		1:36

GUA • Guatemala




Serve

Avg. by set

Rk	No	Name	Aces	Faults	Serve Hits	Total Attempts	Note
1	13	Gonzalez Astrid (MB)	2	1	10	13	0.50
2	3	Alvarez Aury (MB)	1	1	10	12	0.25
2	7	Guillermo Martha (OH)	1	2	5	8	0.25
2	10	Villalobos Ada (OH)	1	2	3	6	0.25
-	6	Quinonez Laura (L)	-	-	-	-	
-	9	Villagran Maria (OH)	-	-	2	2	
-	11	Garcia Maria (OP)	-	-	7	7	
-	12	Caal Jessica (S)	-	-	4	4	
-	18	Granados Ana (L)	-	-	-	-	
-	19	Salcedo Sabrina (OH)	-	-	2	2	
-	1	Cortez Laura (OP)	-	1	5	6	
-	14	Gomez Carmen (S)	-	1	1	2	
Others			-	-	-	-	
Total Team			5	8	49	62	1.25

Team

Opponent errors & Team faults	18	-		18	
-------------------------------	----	---	--	----	--



Dig

Avg. by set

Rk	No	Name	Digs	Faults	Receptions	Total Attempts	Note
1	6	Quinonez Laura (L)	12	4	8	24	3.00
2	12	Caal Jessica (S)	8	4	3	15	2.00
3	9	Villagran Maria (OH)	7	3	3	13	1.75
3	10	Villalobos Ada (OH)	7	4	1	12	1.75
3	11	Garcia Maria (OP)	7	5	1	13	1.75
6	1	Cortez Laura (OP)	6	-	1	7	1.50
6	7	Guillermo Martha (OH)	6	5	4	15	1.50
8	14	Gomez Carmen (S)	5	-	2	7	1.25
9	13	Gonzalez Astrid (MB)	4	2	2	8	1.00
10	3	Alvarez Aury (MB)	3	1	2	6	0.75
11	18	Granados Ana (L)	2	1	-	3	0.50
12	19	Salcedo Sabrina (OH)	1	1	1	3	0.25
Others			-	-	-	-	
Total Team			68	30	28	126	17.00





P-3 VOLLEYBALL • Match players ranking




XX Copa Centroamericana Femenina BIZ 2018
Final

Match: 7 **Date:** 06/08/2018 **Spectators:** 100
City: Belize
Hall: Civic Center
Match duration: Start: 15:00 End: 16:45 Total: 1:45

Teams	Sets	1	2	3	4	5	Total
GUA	1	25	9	12	15		61
CRC	3	19	25	25	25		94
Set duration		0:27	0:21	0:23	0:25		1:36


GUA • Guatemala



Set

Avg. by set

Rk	No	Name	Running Sets	Faults	Still Sets	Total Attempts	Note
1	12	Caal Jessica (S)	14	-	63	77	3.50
2	14	Gomez Carmen (S)	4	-	22	26	1.00
-	1	Cortez Laura (OP)	-	-	-	-	
-	3	Alvarez Aury (MB)	-	-	2	2	
-	6	Quinonez Laura (L)	-	-	10	10	
-	7	Guillermo Martha (OH)	-	-	1	1	
-	9	Villagran Maria (OH)	-	-	-	-	
-	10	Villalobos Ada (OH)	-	-	4	4	
-	13	Gonzalez Astrid (MB)	-	-	1	1	
-	18	Granados Ana (L)	-	-	2	2	
-	19	Salcedo Sabrina (OH)	-	-	-	-	
-	11	Garcia Maria (OP)	-	1	-	1	
Others			-	-	-	-	
Total Team			18	1	105	124	4.50



Reception

Eff. %
Limit: 20.00%

Rk	No	Name	Excellents	Faults	Serve Receptions	Total Attempts	Note
1	10	Villalobos Ada (OH)	8	4	14	26	15.38
-	19	Salcedo Sabrina (OH)	-	-	5	5	
-	1	Cortez Laura (OP)	1	-	-	1	
-	3	Alvarez Aury (MB)	-	-	-	-	
-	12	Caal Jessica (S)	-	-	-	-	
-	13	Gonzalez Astrid (MB)	-	-	-	-	
-	9	Villagran Maria (OH)	1	2	10	13	
-	6	Quinonez Laura (L)	3	5	11	19	
-	18	Granados Ana (L)	-	1	2	3	
-	7	Guillermo Martha (OH)	-	4	7	11	
-	11	Garcia Maria (OP)	1	3	3	7	
-	14	Gomez Carmen (S)	-	1	-	1	
Others			-	-	-	-	
Total Team			14	20	52	86	





P-3 VOLLEYBALL • Match players ranking



XX Copa Centroamericana Femenina BIZ 2018


Final

Match: 7 **Date:** 06/08/2018 **Spectators:** 100
City: Belize
Hall: Civic Center
Match duration: Start: 15:00 End: 16:45 Total: 1:45

Teams	Sets	1	2	3	4	5	Total
GUA	1	25	9	12	15		61
CRC	3	19	25	25	25		94
Set duration		0:27	0:21	0:23	0:25		1:36




CRC • Costa Rica



Spike

Succ. %
Limit: 15.00%

Rk	No	Name	Spikes	Faults	Shots	Total Attempts	Note
1	1	Carazo Tannia (OH)	11	5	21	37	29.73
2	17	Gonzalez Yuliana (OH)	12	2	30	44	27.27
-	14	Fonseca Irene (S)	6	-	7	13	
-	9	Alpizar Susan (MB)	2	-	8	10	
-	7	Campos Melissa (S)	2	-	6	8	
-	4	Gamboa Johanna (MB)	3	2	3	8	
-	11	Rodriguez Mariana (OP)	3	-	2	5	
-	5	Espinoza Edya (OH)	2	-	-	2	
-	12	Jimenez Kiara (MB)	1	-	-	1	
-	8	Castro Maria (L)	-	-	-	-	
-	10	Madriz Valeria (OP)	-	-	-	-	
-	13	Porras Ariana (OH)	-	-	-	-	
Others			-	-	-	-	
Total Team			42	9	77	128	32.81



Block

Avg. by set

Rk	No	Name	Kill Blocks	Faults	Rebounds	Total Attempts	Note
1	4	Gamboa Johanna (MB)	3	1	9	13	0.75
2	9	Alpizar Susan (MB)	2	1	3	6	0.50
2	7	Campos Melissa (S)	2	2	6	10	0.50
2	14	Fonseca Irene (S)	2	2	2	6	0.50
5	17	Gonzalez Yuliana (OH)	1	1	7	9	0.25
5	1	Carazo Tannia (OH)	1	2	3	6	0.25
-	5	Espinoza Edya (OH)	-	-	-	-	
-	8	Castro Maria (L)	-	-	-	-	
-	10	Madriz Valeria (OP)	-	-	-	-	
-	12	Jimenez Kiara (MB)	-	-	1	1	
-	13	Porras Ariana (OH)	-	-	-	-	
-	11	Rodriguez Mariana (OP)	-	3	2	5	
Others			-	-	-	-	
Total Team			11	12	33	56	2.75





P-3 VOLLEYBALL • Match players ranking



XX Copa Centroamericana Femenina BIZ 2018


Final

Match: 7 **Date:** 06/08/2018 **Spectators:** 100
City: Belize
Hall: Civic Center
Match duration: Start: 15:00 End: 16:45 Total: 1:45

Teams	Sets	1	2	3	4	5	Total
GUA	1	25	9	12	15		61
CRC	3	19	25	25	25		94
Set duration		0:27	0:21	0:23	0:25		1:36



CRC • Costa Rica




Serve

Avg. by set

Rk	No	Name	Aces	Faults	Serve Hits	Total Attempts	Note
1	17	Gonzalez Yuliana (OH)	6	2	9	17	1.50
2	4	Gamboa Johanna (MB)	4	2	5	11	1.00
3	1	Carazo Tannia (OH)	3	-	17	20	0.75
4	14	Fonseca Irene (S)	2	-	13	15	0.50
5	9	Alpizar Susan (MB)	1	2	6	9	0.25
-	5	Espinoza Edya (OH)	-	-	1	1	
-	7	Campos Melissa (S)	-	-	11	11	
-	8	Castro Maria (L)	-	-	-	-	
-	10	Madriz Valeria (OP)	-	-	-	-	
-	12	Jimenez Kiara (MB)	-	-	6	6	
-	13	Porras Ariana (OH)	-	-	-	-	
-	11	Rodriguez Mariana (OP)	-	1	2	3	
Others			-	-	-	-	
Total Team			16	7	70	93	4.00

Team

Opponent errors & Team faults	25	3		28	
-------------------------------	----	---	--	----	--




Dig

Avg. by set

Rk	No	Name	Digs	Faults	Receptions	Total Attempts	Note
1	8	Castro Maria (L)	18	5	10	33	4.50
2	1	Carazo Tannia (OH)	16	3	3	22	4.00
3	17	Gonzalez Yuliana (OH)	10	5	4	19	2.50
4	14	Fonseca Irene (S)	9	3	3	15	2.25
5	7	Campos Melissa (S)	6	6	2	14	1.50
6	12	Jimenez Kiara (MB)	2	1	-	3	0.50
7	9	Alpizar Susan (MB)	1	-	-	1	0.25
-	4	Gamboa Johanna (MB)	-	-	1	1	
-	10	Madriz Valeria (OP)	-	-	-	-	
-	11	Rodriguez Mariana (OP)	-	-	1	1	
-	13	Porras Ariana (OH)	-	-	-	-	
-	5	Espinoza Edya (OH)	-	1	1	2	
Others			-	-	-	-	
Total Team			62	24	25	111	15.50





P-3 VOLLEYBALL • Match players ranking



XX Copa Centroamericana Femenina BIZ 2018


Final

Match: 7 **Date:** 06/08/2018 **Spectators:** 100
City: Belize
Hall: Civic Center
Match duration: Start: 15:00 End: 16:45 Total: 1:45

Teams	Sets	1	2	3	4	5	Total
GUA	1	25	9	12	15		61
CRC	3	19	25	25	25		94
Set duration		0:27	0:21	0:23	0:25		1:36




CRC • Costa Rica



Set

Avg. by set

Rk	No	Name	Running Sets	Faults	Still Sets	Total Attempts	Note
1	7	Campos Melissa (S)	7	1	80	88	1.75
-	1	Carazo Tannia (OH)	-	-	2	2	
-	4	Gamboa Johanna (MB)	-	-	1	1	
-	5	Espinoza Edya (OH)	-	-	-	-	
-	8	Castro Maria (L)	-	-	6	6	
-	9	Alpizar Susan (MB)	-	-	2	2	
-	10	Madriz Valeria (OP)	-	-	-	-	
-	11	Rodriguez Mariana (OP)	-	-	-	-	
-	12	Jimenez Kiara (MB)	-	-	-	-	
-	13	Porras Ariana (OH)	-	-	-	-	
-	14	Fonseca Irene (S)	-	-	-	-	
-	17	Gonzalez Yuliana (OH)	-	-	2	2	
Others			-	-	-	-	
Total Team			7	1	93	101	1.75



Reception

Eff. %
Limit: 20.00%

Rk	No	Name	Excellents	Faults	Serve Receptions	Total Attempts	Note
1	1	Carazo Tannia (OH)	5	-	10	15	33.33
1	8	Castro Maria (L)	8	2	8	18	33.33
3	17	Gonzalez Yuliana (OH)	3	2	9	14	7.14
-	9	Alpizar Susan (MB)	-	-	1	1	
-	14	Fonseca Irene (S)	1	-	-	1	
-	4	Gamboa Johanna (MB)	-	-	-	-	
-	7	Campos Melissa (S)	-	-	-	-	
-	10	Madriz Valeria (OP)	-	-	-	-	
-	11	Rodriguez Mariana (OP)	-	-	-	-	
-	12	Jimenez Kiara (MB)	-	-	-	-	
-	13	Porras Ariana (OH)	-	-	-	-	
-	5	Espinoza Edya (OH)	-	1	3	4	
Others			-	-	-	-	
Total Team			17	5	31	53	22.64

