



AFECVOL
ASOCIACION
DE FEDERACIONES
CENTROAMERICANAS
DE VOLEIBOL



XX CENTRAL AMERICAN WOMEN'S

VOLLEYBALL CHAMPIONSHIP

BULLETIN No 3

AUGUST 5, 2018





XX Copa Centroamericana de Voleibol
Mayor Femenino
Belize
2 - 9 agosto 2018



Calendario de Entrenamiento / Trainer Schedule



| | HORA | Civic Center | HORA | Civic Center |
|-----------------|-------|--------------|-------|--------------|
| 6 Agosto | 7:30 | GUA | 8:30 | CRC |
| | 9:30 | PAN | 10:30 | ESA |
| | 11:30 | NCA | 12:30 | BIZ |
| 7 Agosto | 7:30 | GUA | 8:30 | PAN |
| | 9:30 | NCA | 10:30 | ESA |
| | 11:30 | CRC | 12:30 | BIZ |
| 8 Agosto | 7:30 | PAN | 8:30 | NCA |
| | 9:30 | ESA | 10:30 | CRC |
| | 11:30 | GUA | 12:30 | BIZ |



P-4 VOLLEYBALL • Collated results & ranking



XX Copa Centroamericana Femenina BIZ 2018

Results of Sunday, 05' 5e 'August' 5e '2018

MATCH RESULTS

Final

| No | Date | Teams | Set | Result per set (points) | | | | | Total Points | Time | Spectators |
|----|------------|------------------|------------|-------------------------|-------|-------|-------|-------|--------------|------|------------|
| | | | | 1 | 2 | 3 | 4 | 5 | | | |
| 1 | 04/08/2018 | CRC - PAN | 3-0 | 25-19 | 25-23 | 25-15 | | | 75- 57 | 1:27 | 150 |
| 2 | 04/08/2018 | NCA - GUA | 2-3 | 21-25 | 21-25 | 25-15 | 25-22 | 10-15 | 102-102 | 2:18 | 300 |
| 3 | 04/08/2018 | BIZ - ESA | 2-3 | 25-19 | 22-25 | 24-26 | 25-11 | 15-17 | 111- 98 | 2:16 | 2,300 |
| 4 | 05/08/2018 | CRC - NCA | 3-1 | 20-25 | 25-12 | 25-22 | 25-14 | | 95- 73 | 1:53 | 501 |
| 5 | 05/08/2018 | ESA - GUA | 3-2 | 31-33 | 20-25 | 25-16 | 25-19 | 15-11 | 116-104 | 2:20 | 250 |
| 6 | 05/08/2018 | BIZ - PAN | 3-0 | 25-16 | 25-17 | 25-14 | | | 75- 47 | 1:19 | 1,100 |

TEAM RANKING

Final

| Rk | Code | Team | Matches | | | | Results Details | | | | | | Points | | | Sets | | |
|----|------|-------------|---------|---|---|---|-----------------|-----|-----|-----|-----|-----|--------|-----|-------|------|---|-------|
| | | | Pts | T | W | L | 3-0 | 3-1 | 3-2 | 2-3 | 1-3 | 0-3 | W | L | Ratio | W | L | Ratio |
| 1 | CRC | Costa Rica | 9 | 2 | 2 | 0 | 1 | 1 | 0 | 0 | 0 | 0 | 170 | 130 | 1.308 | 6 | 1 | 6.000 |
| 2 | ESA | El Salvador | 6 | 2 | 2 | 0 | 0 | 0 | 2 | 0 | 0 | 0 | 214 | 215 | 0.995 | 6 | 4 | 1.500 |
| 3 | BIZ | Belize | 7 | 2 | 1 | 1 | 1 | 0 | 0 | 1 | 0 | 0 | 186 | 145 | 1.283 | 5 | 3 | 1.667 |
| 4 | GUA | Guatemala | 5 | 2 | 1 | 1 | 0 | 0 | 1 | 1 | 0 | 0 | 206 | 218 | 0.945 | 5 | 5 | 1.000 |
| 5 | NCA | Nicaragua | 3 | 2 | 0 | 2 | 0 | 0 | 0 | 1 | 1 | 0 | 175 | 197 | 0.888 | 3 | 6 | 0.500 |
| 6 | PAN | Panama | 0 | 2 | 0 | 2 | 0 | 0 | 0 | 0 | 0 | 2 | 104 | 150 | 0.693 | 0 | 6 | |





P-2 VOLLEYBALL • Match result



XX Copa Centroamericana Femenina BIZ 2018 Final

Match: 4 **Date:** 05/08/2018 **Spectators:** 501
City: Belize
Hall: Civic Center
Match duration: **Start:** 15:00 **End:** 16:53 **Total:** 1:53

| Teams | Sets | 1 | 2 | 3 | 4 | 5 | Total |
|---------------------|----------|------|------|------|------|---|-------|
| CRC | 3 | 20 | 25 | 25 | 25 | | 95 |
| NCA | 1 | 25 | 12 | 22 | 14 | | 73 |
| Set duration | | 0:26 | 0:24 | 0:29 | 0:25 | | 1:44 |

Referees: Encalada, Kahlid (BIZ) & Saenz, Erick (ESA)

| CRC • Costa Rica | | 1 | 2 | 3 | 4 | 5 | Pts |
|------------------|------------------------|---|---|---|---|---|-----|
| 1 | Carazo Tannia (OH) | ■ | ■ | ■ | ■ | | 14 |
| 4 | Gamboa Johanna (MB) | ■ | | | | | 1 |
| 5 | Espinoza Edya (OH) | | □ | □ | □ | | 4 |
| 7 | Campos Melissa (S) | ■ | ■ | ■ | ■ | | 7 |
| 8 L | Castro Maria (L) | L | L | L | L | | |
| 9 | Alpizar Susan (MB) | ■ | ■ | ■ | ■ | | 13 |
| 10 | Madriz Valeria (OP) | | | | | | |
| 11 | Rodriguez Mariana (OP) | ■ | ■ | ■ | ■ | | 2 |
| 12 | Jimenez Kiara (MB) | □ | ■ | ■ | ■ | | 8 |
| 13 | Porras Ariana (OH) | | | | | | |
| 14 | Fonseca Irene (S) | □ | | | | | |
| 17 | Gonzalez Yuliana (OH) | ■ | ■ | ■ | ■ | | 18 |

Coach: Salas, Cesar (CRC)
Assistant: Lopez, Andres (CRC)

| NCA • Nicaragua | | 1 | 2 | 3 | 4 | 5 | Pts |
|-----------------|-----------------------|---|---|---|---|---|-----|
| 1 | Pereira Andrea (OH) | | | | | □ | |
| 2 | Arcia Maria (OP) | | | □ | | | |
| 3 | Torres Maryuri (OH) | | | | □ | ■ | 4 |
| 4 | Trana Helen (MB) | ■ | ■ | ■ | ■ | ■ | 13 |
| 7 | Hernandez Amalia (OH) | ■ | ■ | ■ | ■ | ■ | 12 |
| 8 | Conto Dalia (MB) | ■ | ■ | ■ | ■ | ■ | 4 |
| 9 | Noguera Claudia (S) | | | □ | □ | | |
| 11 | Aguilera Juny (S) | ■ | ■ | ■ | ■ | | 2 |
| 12 | Gonzalez Katy (OH) | ■ | ■ | ■ | ■ | | 4 |
| 13 | Diaz Josafat (MB) | ■ | ■ | ■ | ■ | ■ | 5 |
| 14 | Pavon Eloisa (MB) | | | | | □ | 1 |
| 15 L | Calero Ericka (L) | L | L | L | L | | |

Coach: Quintana, Rene (NCA)
Assistant: Mena, Jorge (NCA)

TEAMS AND PLAYERS PERFORMANCES

| Won Pts | Total Atts | No Name | Scoring Skills | Won Pts | Total Atts | No Name |
|-----------|------------|--------------------------|-------------------------|-----------|------------|-------------------------|
| 48 | 159 | Total Team | | 36 | 151 | Total Team |
| 15 | 48 | 17 Gonzalez Yuliana (OH) | Spike | 12 | 35 | 7 Hernandez Amalia (OH) |
| 10 | 43 | 1 Carazo Tannia (OH) | | 11 | 50 | 4 Trana Helen (MB) |
| 7 | 58 | Total Team | Block | 6 | 65 | Total Team |
| 2 | 15 | 9 Alpizar Susan (MB) | | 3 | 16 | 13 Diaz Josafat (MB) |
| 2 | 9 | 7 Campos Melissa (S) | Serve | 2 | 14 | 8 Conto Dalia (MB) |
| 12 | 94 | Total Team | | 3 | 75 | Total Team |
| 3 | 20 | 1 Carazo Tannia (OH) | Opp. error | 1 | 17 | 11 Aguilera Juny (S) |
| 3 | 13 | 17 Gonzalez Yuliana (OH) | | 1 | 12 | 4 Trana Helen (MB) |
| 28 | | Total Team | Total | 28 | | Total Team |
| 95 | 311 | Total Team | | 73 | 291 | Total Team |
| | | | Best Scorer | | | |
| 18 | 66 | 17 Gonzalez Yuliana (OH) | | 13 | 86 | 4 Trana Helen (MB) |
| Excellent | Total Atts | No Name | Non scoring Skills | Excellent | Total Atts | No Name |
| 53 | 139 | Total Team | | 41 | 147 | Total Team |
| 15 | 39 | 8 Castro Maria (L) | Dig | 14 | 26 | 11 Aguilera Juny (S) |
| 9 | 24 | 1 Carazo Tannia (OH) | | 10 | 25 | 7 Hernandez Amalia (OH) |
| 14 | 136 | Total Team | Set | 13 | 128 | Total Team |
| 12 | 120 | 7 Campos Melissa (S) | | 13 | 99 | 11 Aguilera Juny (S) |
| 17 | 66 | Total Team | Reception | 22 | 79 | Total Team |
| 7 | 24 | 8 Castro Maria (L) | Success - Faults | 7 | 16 | 7 Hernandez Amalia (OH) |
| 5 | 21 | 17 Gonzalez Yuliana (OH) | # Attempts | 6 | 18 | 4 Trana Helen (MB) |

■ Starting line-up Pts = Points scored [nn] = Captain
□ Substitute Atts = Attempts L = Libero
Opp = Opponent





P-2 VOLLEYBALL • Match result



XX Copa Centroamericana Femenina BIZ 2018 Final

Match: 5 **Date:** 05/08/2018 **Spectators:** 250
City: Belize
Hall: Civic Center
Match duration: **Start:** 17:28 **End:** 19:48 **Total:** 2:20

| Teams | Sets | 1 | 2 | 3 | 4 | 5 | Total |
|---------------------|----------|------|------|------|------|------|-------|
| ESA | 3 | 31 | 20 | 25 | 25 | 15 | 116 |
| GUA | 2 | 33 | 25 | 16 | 19 | 11 | 104 |
| Set duration | | 0:36 | 0:26 | 0:22 | 0:26 | 0:18 | 2:08 |

Referees: Quintana, Carlos (PAN) & Hernandez, Cinthya (CRC)

| ESA • El Salvador | | 1 | 2 | 3 | 4 | 5 | Pts | GUA • Guatemala | | 1 | 2 | 3 | 4 | 5 | Pts |
|-------------------|-----------------------|-------------------------------------|-------------------------------------|-------------------------------------|-------------------------------------|-------------------------------------|-----|-----------------|-----------------------|-------------------------------------|-------------------------------------|-------------------------------------|-------------------------------------|-------------------------------------|-----|
| 1 | Duran Jennifer (S) | <input type="checkbox"/> | <input checked="" type="checkbox"/> | <input checked="" type="checkbox"/> | <input checked="" type="checkbox"/> | <input checked="" type="checkbox"/> | 1 | 1 | Cortez Laura (OP) | | | | | <input type="checkbox"/> | |
| 4 | Vasquez Kathya (OH) | <input checked="" type="checkbox"/> | <input checked="" type="checkbox"/> | <input checked="" type="checkbox"/> | <input checked="" type="checkbox"/> | <input checked="" type="checkbox"/> | 20 | 3 | Alvarez Aury (MB) | <input checked="" type="checkbox"/> | <input checked="" type="checkbox"/> | <input checked="" type="checkbox"/> | <input checked="" type="checkbox"/> | <input checked="" type="checkbox"/> | 15 |
| 6 | Menjivar Tatiana (MB) | <input checked="" type="checkbox"/> | <input checked="" type="checkbox"/> | | | | 4 | 6 | L Quinonez Laura (L) | L | L | L | L | L | |
| 7 | Funes Gabriela (OH) | <input checked="" type="checkbox"/> | <input checked="" type="checkbox"/> | <input checked="" type="checkbox"/> | <input checked="" type="checkbox"/> | <input checked="" type="checkbox"/> | 14 | 7 | Guillermo Martha (OH) | <input checked="" type="checkbox"/> | <input checked="" type="checkbox"/> | <input checked="" type="checkbox"/> | <input checked="" type="checkbox"/> | <input checked="" type="checkbox"/> | 5 |
| 8 | Jimenez Maria (OH) | | | | | | | 9 | Villagran Maria (OH) | <input type="checkbox"/> | <input type="checkbox"/> | <input type="checkbox"/> | <input type="checkbox"/> | <input type="checkbox"/> | 5 |
| 9 | Soriano Marcela (MB) | | <input type="checkbox"/> | <input checked="" type="checkbox"/> | <input checked="" type="checkbox"/> | <input checked="" type="checkbox"/> | 3 | 10 | Villalobos Ada (OH) | <input checked="" type="checkbox"/> | <input checked="" type="checkbox"/> | <input checked="" type="checkbox"/> | <input checked="" type="checkbox"/> | <input checked="" type="checkbox"/> | 12 |
| 11 | Rogel Denisse (OP) | <input checked="" type="checkbox"/> | <input checked="" type="checkbox"/> | <input type="checkbox"/> | | | 11 | 11 | Garcia Maria (OP) | <input checked="" type="checkbox"/> | <input checked="" type="checkbox"/> | <input checked="" type="checkbox"/> | <input checked="" type="checkbox"/> | <input checked="" type="checkbox"/> | 14 |
| 12 | Flores Adriana (OH) | <input type="checkbox"/> | <input type="checkbox"/> | <input checked="" type="checkbox"/> | <input checked="" type="checkbox"/> | <input checked="" type="checkbox"/> | 15 | 12 | Caal Jessica (S) | <input checked="" type="checkbox"/> | <input checked="" type="checkbox"/> | <input checked="" type="checkbox"/> | <input checked="" type="checkbox"/> | <input checked="" type="checkbox"/> | 4 |
| 14 | L Velasquez Sofia (L) | L | L | L | L | L | | 13 | Gonzalez Astrid (MB) | <input checked="" type="checkbox"/> | <input checked="" type="checkbox"/> | <input checked="" type="checkbox"/> | <input checked="" type="checkbox"/> | <input checked="" type="checkbox"/> | 20 |
| 16 | Villalobos Laura (S) | <input checked="" type="checkbox"/> | | | | | | 14 | Gomez Carmen (S) | | <input type="checkbox"/> | <input type="checkbox"/> | | | |
| 19 | Avalos Roxana (MB) | <input checked="" type="checkbox"/> | <input checked="" type="checkbox"/> | <input checked="" type="checkbox"/> | <input checked="" type="checkbox"/> | <input checked="" type="checkbox"/> | 8 | 18 | L Granados Ana (L) | | | | | <input type="checkbox"/> | |
| 22 | Orellana Karen (OP) | | | | | | | 19 | Salcedo Sabrina (OH) | <input type="checkbox"/> | <input type="checkbox"/> | | | <input type="checkbox"/> | 1 |

Coach: Rivas, Ingrid (ESA)
Assistant: Gonzalez, Madeline (ESA)

Coach: Fernandez, William (CUB)
Assistant: Aldana, David (GUA)

TEAMS AND PLAYERS PERFORMANCES

| Won Pts | Total Atts | No Name | Scoring Skills | Won Pts | Total Atts | No Name |
|------------|------------|------------------------|-------------------|------------|------------|-------------------------|
| 64 | 183 | Total Team | | 59 | 176 | Total Team |
| 16 | 42 | 4 Vasquez Kathya (OH) | Spike | 14 | 26 | 13 Gonzalez Astrid (MB) |
| 14 | 45 | 7 Funes Gabriela (OH) | | 14 | 25 | 3 Alvarez Aury (MB) |
| 7 | 59 | Total Team | Block | 8 | 59 | Total Team |
| 2 | 15 | 19 Avalos Roxana (MB) | | 4 | 20 | 13 Gonzalez Astrid (MB) |
| 2 | 12 | 4 Vasquez Kathya (OH) | Serve | 3 | 4 | 10 Villalobos Ada (OH) |
| 5 | 116 | Total Team | | 9 | 104 | Total Team |
| 2 | 23 | 4 Vasquez Kathya (OH) | Opp. error | 3 | 14 | 11 Garcia Maria (OP) |
| 1 | 18 | 9 Soriano Marcela (MB) | | 2 | 20 | 10 Villalobos Ada (OH) |
| 40 | | Total Team | Total | 28 | | Total Team |
| 116 | 358 | Total Team | | 104 | 339 | Total Team |

| | | | | | | |
|----|----|-----------------------|--------------------|----|----|-------------------------|
| 20 | 77 | 4 Vasquez Kathya (OH) | Best Scorer | 20 | 63 | 13 Gonzalez Astrid (MB) |
|----|----|-----------------------|--------------------|----|----|-------------------------|

| Excellent | Total Atts | No Name | Non scoring Skills | Excellent | Total Atts | No Name |
|-----------|------------|------------------------|-------------------------|-----------|------------|------------------------|
| 64 | 173 | Total Team | | 61 | 163 | Total Team |
| 21 | 49 | 14 Velasquez Sofia (L) | Dig | 24 | 50 | 6 Quinonez Laura (L) |
| 9 | 27 | 1 Duran Jennifer (S) | | 8 | 28 | 10 Villalobos Ada (OH) |
| 18 | 161 | Total Team | Set | 26 | 162 | Total Team |
| 15 | 124 | 1 Duran Jennifer (S) | | 24 | 133 | 12 Caal Jessica (S) |
| 24 | 85 | Total Team | Reception | 28 | 104 | Total Team |
| 8 | 22 | 4 Vasquez Kathya (OH) | Success - Faults | 16 | 40 | 6 Quinonez Laura (L) |
| 10 | 32 | 14 Velasquez Sofia (L) | # Attempts | 7 | 38 | 10 Villalobos Ada (OH) |

■ Starting line-up Pts = Points scored [nn] = Captain
 Substitute Atts = Attempts L = Libero
 Opp = Opponent





P-2 VOLLEYBALL • Match result



XX Copa Centroamericana Femenina BIZ 2018
Final

Match: 6 **Date:** 05/08/2018 **Spectators:** 1,100
City: Belize
Hall: Civic Center
Match duration: **Start:** 20:27 **End:** 21:46 **Total:** 1:19

| Teams | Sets | 1 | 2 | 3 | 4 | 5 | Total |
|---------------------|----------|------|------|------|---|---|-------|
| BIZ | 3 | 25 | 25 | 25 | | | 75 |
| PAN | 0 | 16 | 17 | 14 | | | 47 |
| Set duration | | 0:24 | 0:25 | 0:24 | | | 1:13 |

Referees: Martinez, Jessy (NCA) & Morataya, Edwin (GUA)

| BIZ • Belize | | | | | | | PAN • Panama | | | | | | |
|--------------|---|---|---|---|---|-----|--------------|---|------------------------|---|---|---|-----|
| | 1 | 2 | 3 | 4 | 5 | Pts | | 1 | 2 | 3 | 4 | 5 | Pts |
| 2 | | | | | | 2 | 1 | L | Saenz Kariany (L) | | | | |
| 3 | ■ | ■ | ■ | | | 11 | 2 | | Campbell Nayoisee (OH) | ■ | ■ | □ | 1 |
| 4 | ■ | ■ | ■ | | | 5 | 5 | | Delgado Dionelys (S) | ■ | ■ | ■ | |
| 5 | ■ | ■ | ■ | | | 1 | 8 | | Urrunaga Iris (OH) | ■ | □ | ■ | 4 |
| 6 | | | | □ | □ | | 9 | | Martinez Irene (OH) | □ | ■ | ■ | 7 |
| 7 | L | | | | | | 10 | | Mendoza Yessileth (OH) | □ | | □ | |
| 8 | | | | | | | 11 | | Mc Kenzie Anabel (MB) | ■ | □ | ■ | 3 |
| 9 | | | | | | | 14 | | Berocal Elena (MB) | | | □ | |
| 10 | | | | | □ | | 16 | | Quintana Katuska (MB) | ■ | | ■ | 1 |
| 12 | | ■ | ■ | ■ | | 10 | 17 | | Butler Leugim (OH) | | ■ | □ | 4 |
| 14 | | | | | | | 18 | | Cuero Hashlyn (OP) | ■ | ■ | ■ | 7 |
| 15 | L | | | | L | | 19 | | Lezcano Ingrid (OH) | □ | ■ | | |
| 16 | | ■ | ■ | ■ | | 11 | | | | | | | |
| 17 | | ■ | ■ | ■ | | 9 | | | | | | | |

Coach: Limonta, Esmidio (BIZ) **Assistant:** Arruebarrena, Delio (CUB)

Coach: Clarke, Eliot (PAN) **Assistant:** Torres, Luis (PAN)

TEAMS AND PLAYERS PERFORMANCES

| Won Pts | Total Atts | No Name | Scoring Skills | Won Pts | Total Atts | No Name |
|-----------|------------|-------------------------|-------------------------------|-----------|------------|--------------------------|
| 37 | 87 | Total Team | | 17 | 81 | Total Team |
| 9 | 17 | 16 Arnold Shantell (OP) | Spike | 5 | 13 | 9 Martinez Irene (OH) |
| 8 | 15 | 12 Solis Tichele (MB) | | 5 | 24 | 18 Cuero Hashlyn (OP) |
| 3 | 37 | Total Team | Block | 4 | 28 | Total Team |
| 2 | 11 | 16 Arnold Shantell (OP) | | 1 | 1 | 2 Campbell Nayoisee (OH) |
| 1 | 7 | 3 Burton Sherika (OH) | | 1 | 2 | 18 Cuero Hashlyn (OP) |
| 9 | 74 | Total Team | Serve | 6 | 48 | Total Team |
| 2 | 15 | 3 Burton Sherika (OH) | | 2 | 5 | 17 Butler Leugim (OH) |
| 2 | 13 | 12 Solis Tichele (MB) | | 2 | 7 | 9 Martinez Irene (OH) |
| 26 | | Total Team | Opp. error | 20 | | Total Team |
| 75 | 198 | Total Team | Total | 47 | 157 | Total Team |
| 11 | 41 | 3 Burton Sherika (OH) | Best Scorer | 7 | 21 | 9 Martinez Irene (OH) |
| Excellent | Total Atts | No Name | Non scoring Skills | Excellent | Total Atts | No Name |
| 35 | 85 | Total Team | | 44 | 89 | Total Team |
| 11 | 18 | 3 Burton Sherika (OH) | Dig | 11 | 24 | 1 Saenz Kariany (L) |
| 7 | 16 | 15 Solis Tisha (L) | | 8 | 14 | 18 Cuero Hashlyn (OP) |
| 22 | 71 | Total Team | Set | 4 | 71 | Total Team |
| 19 | 64 | 5 Quan Karen (S) | | 4 | 54 | 5 Delgado Dionelys (S) |
| 7 | 38 | Total Team | Reception | 10 | 63 | Total Team |
| 3 | 14 | 17 Ramirez Nelissa (OH) | Success - Faults / # Attempts | 7 | 22 | 1 Saenz Kariany (L) |

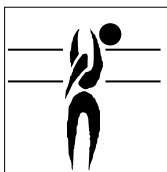
■ Starting line-up Pts = Points scored [nn] = Captain
□ Substitute Atts = Attempts L = Libero
Opp = Opponent





P-5 VOLLEYBALL • Players ranking by skills

XX Copa Centroamericana Femenina BIZ 2018



Best Scorers

| Rk | No | Name | Team | Spike | Block | Serve | Total |
|-------------------------|----|------------------------|------|------------|-----------|-----------|------------|
| 1 | 3 | Burton Sherika (OH) | BIZ | 32 | 2 | 4 | 38 |
| 2 | 13 | Gonzalez Astrid (MB) | GUA | 23 | 8 | 3 | 34 |
| 3 | 17 | Gonzalez Yuliana (OH) | CRC | 24 | 1 | 7 | 32 |
| 4 | 7 | Funes Gabriela (OH) | ESA | 23 | 0 | 8 | 31 |
| 5 | 16 | Arnold Shantell (OP) | BIZ | 22 | 3 | 4 | 29 |
| 6 | 1 | Carazo Tannia (OH) | CRC | 22 | 1 | 5 | 28 |
| 6 | 3 | Alvarez Aury (MB) | GUA | 24 | 1 | 3 | 28 |
| 6 | 4 | Vasquez Kathya (OH) | ESA | 23 | 2 | 3 | 28 |
| 9 | 7 | Hernandez Amalia (OH) | NCA | 24 | 0 | 1 | 25 |
| 9 | 11 | Garcia Maria (OP) | GUA | 20 | 1 | 4 | 25 |
| 11 | 11 | Rogel Denisse (OP) | ESA | 17 | 2 | 4 | 23 |
| 12 | 4 | Trana Helen (MB) | NCA | 18 | 3 | 1 | 22 |
| 13 | 12 | Solis Tichele (MB) | BIZ | 12 | 5 | 4 | 21 |
| 14 | 7 | Guillermo Martha (OH) | GUA | 19 | 0 | 1 | 20 |
| 15 | 13 | Diaz Josafat (MB) | NCA | 10 | 5 | 2 | 17 |
| 15 | 12 | Flores Adriana (OH) | ESA | 15 | 1 | 1 | 17 |
| 17 | 18 | Cuero Hashlyn (OP) | PAN | 11 | 2 | 3 | 16 |
| 17 | 9 | Villagran Maria (OH) | GUA | 14 | 1 | 1 | 16 |
| 19 | 9 | Alpizar Susan (MB) | CRC | 11 | 2 | 2 | 15 |
| 19 | 17 | Ramirez Nelissa (OH) | BIZ | 12 | 1 | 2 | 15 |
| 21 | 12 | Jimenez Kiara (MB) | CRC | 10 | 1 | 2 | 13 |
| 21 | 19 | Avalos Roxana (MB) | ESA | 8 | 5 | 0 | 13 |
| 23 | 10 | Villalobos Ada (OH) | GUA | 7 | 3 | 2 | 12 |
| 24 | 11 | Mc Kenzie Anabel (MB) | PAN | 9 | 1 | 1 | 11 |
| 24 | 4 | Sebastian Kevanna (MB) | BIZ | 6 | 3 | 2 | 11 |
| 26 | 11 | Rodriguez Mariana (OP) | CRC | 8 | 1 | 1 | 10 |
| 26 | 7 | Campos Melissa (S) | CRC | 5 | 2 | 3 | 10 |
| 26 | 12 | Gonzalez Katy (OH) | NCA | 7 | 1 | 2 | 10 |
| 29 | 8 | Urrunaga Iris (OH) | PAN | 8 | 0 | 1 | 9 |
| 29 | 9 | Martinez Irene (OH) | PAN | 7 | 0 | 2 | 9 |
| 29 | 6 | Menjivar Tatiana (MB) | ESA | 8 | 1 | 0 | 9 |
| 29 | 12 | Caal Jessica (S) | GUA | 6 | 2 | 1 | 9 |
| 33 | 3 | Torres Maryuri (OH) | NCA | 7 | 1 | 0 | 8 |
| 33 | 9 | Noguera Claudia (S) | NCA | 6 | 1 | 1 | 8 |
| 35 | 2 | Campbell Nayoisee (OH) | PAN | 4 | 2 | 1 | 7 |
| 36 | 8 | Conto Dalia (MB) | NCA | 3 | 2 | 1 | 6 |
| 37 | 10 | Musa Mya (OH) | BIZ | 5 | 0 | 0 | 5 |
| 37 | 11 | Aguilera Juny (S) | NCA | 1 | 2 | 2 | 5 |
| 39 | 14 | Berrocal Elena (MB) | PAN | 3 | 1 | 0 | 4 |
| 39 | 17 | Butler Leugim (OH) | PAN | 1 | 1 | 2 | 4 |
| 39 | 5 | Espinoza Edya (OH) | CRC | 4 | 0 | 0 | 4 |
| 39 | 4 | Gamboia Johanna (MB) | CRC | 3 | 1 | 0 | 4 |
| 43 | 14 | Camara Fatoumata (OP) | BIZ | 1 | 1 | 1 | 3 |
| 43 | 2 | Williams Maurissa (OP) | BIZ | 1 | 0 | 2 | 3 |
| 43 | 5 | Quan Karen (S) | BIZ | 0 | 0 | 3 | 3 |
| 43 | 16 | Villalobos Laura (S) | ESA | 2 | 0 | 1 | 3 |
| 43 | 9 | Soriano Marcela (MB) | ESA | 1 | 1 | 1 | 3 |
| 48 | 5 | Delgado Dionelys (S) | PAN | 2 | 0 | 0 | 2 |
| 48 | 16 | Quintana Katuska (MB) | PAN | 2 | 0 | 0 | 2 |
| 48 | 14 | Gomez Carmen (S) | GUA | 1 | 1 | 0 | 2 |
| Total tournament | | | | 514 | 75 | 97 | 686 |

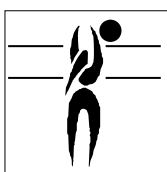




Best Spikers

Limit: 15.00%

| Rk | No | Name | Team | Spikes | Faults | Shots | Total Attempts | Succ. % |
|-------------------------|----|-----------------------|------|--------|--------|-------|----------------|---------|
| 1 | 3 | Burton Sherika (OH) | BIZ | 32 | 8 | 27 | 67 | 47.76 |
| 2 | 16 | Arnold Shantell (OP) | BIZ | 22 | 7 | 38 | 67 | 32.84 |
| 3 | 17 | Gonzalez Yuliana (OH) | CRC | 24 | 10 | 41 | 75 | 32.00 |
| 4 | 4 | Vasquez Kathya (OH) | ESA | 23 | 7 | 45 | 75 | 30.67 |
| 5 | 7 | Funes Gabriela (OH) | ESA | 23 | 9 | 51 | 83 | 27.71 |
| 6 | 8 | Urrunaga Iris (OH) | PAN | 8 | 6 | 15 | 29 | 27.59 |
| 7 | 1 | Carazo Tannia (OH) | CRC | 22 | 4 | 54 | 80 | 27.50 |
| 8 | 7 | Hernandez Amalia (OH) | NCA | 24 | 10 | 56 | 90 | 26.67 |
| 9 | 17 | Ramirez Nelissa (OH) | BIZ | 12 | 4 | 31 | 47 | 25.53 |
| 10 | 11 | Rogel Denisse (OP) | ESA | 17 | 4 | 47 | 68 | 25.00 |
| Total Tournament | | | | 514 | 191 | 1,050 | 1,755 | 29.29 |




Best Blockers

| Rk | No | Name | Team | Kill Blocks | Faults | Rebounds | Total Attempts | Avg. by set |
|-------------------------|----|------------------------|------|-------------|--------|----------|----------------|-------------|
| 1 | 13 | Gonzalez Astrid (MB) | GUA | 8 | 9 | 25 | 42 | 0.80 |
| 2 | 12 | Solis Tichele (MB) | BIZ | 5 | 1 | 14 | 20 | 0.63 |
| 3 | 13 | Diaz Josafat (MB) | NCA | 5 | 7 | 22 | 34 | 0.56 |
| 4 | 19 | Avalos Roxana (MB) | ESA | 5 | 3 | 20 | 28 | 0.50 |
| 5 | 4 | Sebastian Kevanna (MB) | BIZ | 3 | 4 | 18 | 25 | 0.38 |
| 6 | 16 | Arnold Shantell (OP) | BIZ | 3 | 3 | 11 | 17 | 0.38 |
| 7 | 2 | Campbell Nayoisee (OH) | PAN | 2 | 1 | 2 | 5 | 0.33 |
| 8 | 4 | Trana Helen (MB) | NCA | 3 | 13 | 26 | 42 | 0.33 |
| 9 | 18 | Cuero Hashlyn (OP) | PAN | 2 | 3 | 4 | 9 | 0.33 |
| 10 | 10 | Villalobos Ada (OH) | GUA | 3 | - | 3 | 6 | 0.30 |
| Total Tournament | | | | 75 | 129 | 426 | 630 | 3.00 |



Best Servers

| Rk | No | Name | Team | Aces | Faults | Serve Hits | Total Attempts | Avg. by set |
|-------------------------|----|-----------------------|------|------|--------|------------|----------------|-------------|
| 1 | 17 | Gonzalez Yuliana (OH) | CRC | 7 | 7 | 18 | 32 | 1.00 |
| 2 | 7 | Funes Gabriela (OH) | ESA | 8 | 3 | 25 | 36 | 0.80 |
| 3 | 1 | Carazo Tannia (OH) | CRC | 5 | 2 | 23 | 30 | 0.71 |
| 4 | 18 | Cuero Hashlyn (OP) | PAN | 3 | - | 17 | 20 | 0.50 |
| 5 | 3 | Burton Sherika (OH) | BIZ | 4 | 2 | 26 | 32 | 0.50 |
| 6 | 12 | Solis Tichele (MB) | BIZ | 4 | 4 | 19 | 27 | 0.50 |
| 7 | 16 | Arnold Shantell (OP) | BIZ | 4 | 8 | 13 | 25 | 0.50 |
| 8 | 7 | Campos Melissa (S) | CRC | 3 | 2 | 26 | 31 | 0.43 |
| 9 | 11 | Rogel Denisse (OP) | ESA | 4 | 3 | 19 | 26 | 0.40 |
| 10 | 11 | Garcia Maria (OP) | GUA | 4 | 6 | 30 | 40 | 0.40 |
| Total Tournament | | | | 97 | 159 | 799 | 1,055 | 3.88 |



Best Diggers

| Rk | No | Name | Team | Digs | Faults | Receptions | Total Attempts | Avg. by set |
|-------------------------|----|---------------------|------|------|--------|------------|----------------|-------------|
| 1 | 6 | Quinonez Laura (L) | GUA | 60 | 16 | 35 | 111 | 6.00 |
| 2 | 8 | Castro Maria (L) | CRC | 24 | 12 | 31 | 67 | 3.43 |
| 3 | 14 | Velasquez Sofia (L) | ESA | 32 | 27 | 30 | 89 | 3.20 |
| 4 | 11 | Aguilera Juny (S) | NCA | 23 | 10 | 24 | 57 | 2.56 |
| 5 | 1 | Carazo Tannia (OH) | CRC | 17 | 9 | 25 | 51 | 2.43 |
| 6 | 3 | Burton Sherika (OH) | BIZ | 19 | 10 | 26 | 55 | 2.38 |
| 7 | 15 | Calero Ericka (L) | NCA | 21 | 17 | 43 | 81 | 2.33 |
| 8 | 1 | Saenz Kariany (L) | PAN | 14 | 15 | 18 | 47 | 2.33 |
| 9 | 11 | Rogel Denisse (OP) | ESA | 20 | 9 | 20 | 49 | 2.00 |
| 10 | 15 | Solis Tisha (L) | BIZ | 15 | 5 | 14 | 34 | 1.88 |
| Total Tournament | | | | 581 | 391 | 732 | 1,704 | 23.24 |



Best Setters

| Rk | No | Name | Team | Running Sets | Faults | Still Sets | Total Attempts | Avg. by set |
|-------------------------|----|----------------------|------|--------------|--------|------------|----------------|-------------|
| 1 | 5 | Quan Karen (S) | BIZ | 49 | 2 | 127 | 178 | 6.13 |
| 2 | 12 | Caal Jessica (S) | GUA | 35 | 3 | 215 | 253 | 3.50 |
| 3 | 7 | Campos Melissa (S) | CRC | 24 | 3 | 163 | 190 | 3.43 |
| 4 | 11 | Aguilera Juny (S) | NCA | 22 | - | 178 | 200 | 2.44 |
| 5 | 1 | Duran Jennifer (S) | ESA | 15 | 1 | 109 | 125 | 1.50 |
| 6 | 5 | Delgado Dionelys (S) | PAN | 9 | 6 | 111 | 126 | 1.50 |
| 7 | 16 | Villalobos Laura (S) | ESA | 14 | 5 | 103 | 122 | 1.40 |
| 8 | 14 | Fonseca Irene (S) | CRC | 4 | - | 17 | 21 | 0.57 |
| 9 | 9 | Musa Allyana (S) | BIZ | 3 | 1 | 5 | 9 | 0.38 |
| 10 | 14 | Gomez Carmen (S) | GUA | 3 | 2 | 19 | 24 | 0.30 |
| Total Tournament | | | | 187 | 28 | 1,289 | 1,504 | 7.48 |



Best Receivers


Limit: 20.00%

| Rk | No | Name | Team | Excellents | Faults | Serve Receptions | Total Attempts | Eff. % |
|-------------------------|----|----------------------|------|------------|--------|------------------|----------------|--------|
| 1 | 6 | Quinonez Laura (L) | GUA | 20 | 1 | 47 | 68 | 27.94 |
| 2 | 4 | Vasquez Kathya (OH) | ESA | 12 | 2 | 26 | 40 | 25.00 |
| 3 | 8 | Castro Maria (L) | CRC | 11 | 2 | 33 | 46 | 19.57 |
| 4 | 15 | Calero Ericka (L) | NCA | 16 | 6 | 38 | 60 | 16.67 |
| 5 | 14 | Velasquez Sofia (L) | ESA | 16 | 6 | 39 | 61 | 16.39 |
| 6 | 17 | Ramirez Nelissa (OH) | BIZ | 6 | 2 | 17 | 25 | 16.00 |
| 7 | 15 | Solis Tisha (L) | BIZ | 9 | 5 | 13 | 27 | 14.81 |
| 8 | 1 | Saenz Kariany (L) | PAN | 8 | 3 | 24 | 35 | 14.29 |
| 9 | 8 | Urrunaga Iris (OH) | PAN | 5 | 2 | 22 | 29 | 10.34 |
| 10 | 3 | Burton Sherika (OH) | BIZ | 10 | 6 | 29 | 45 | 8.89 |
| Total Tournament | | | | 183 | 93 | 611 | 887 | 10.15 |



P-5 VOLLEYBALL • Players ranking by skills

XX Copa Centroamericana Femenina BIZ 2018



Best Liberos

| Rk | No | Name | Team | Excellents | Faults | In play | Total attempts | Avg. by set |
|----|----|-----------------------|------|------------|--------|---------|----------------|-------------|
| 1 | 6 | Quinonez Laura (L) | GUA | 80 | 17 | 82 | 179 | 8.00 |
| 2 | 8 | Castro Maria (L) | CRC | 35 | 14 | 64 | 113 | 5.00 |
| 3 | 14 | Velasquez Sofia (L) | ESA | 48 | 33 | 69 | 150 | 4.80 |
| 4 | 15 | Calero Ericka (L) | NCA | 37 | 23 | 81 | 141 | 4.11 |
| 5 | 1 | Saenz Kariany (L) | PAN | 22 | 18 | 42 | 82 | 3.67 |
| 6 | 15 | Solis Tisha (L) | BIZ | 24 | 10 | 27 | 61 | 3.00 |
| 7 | 7 | Saunders Jahshema (L) | BIZ | 5 | 7 | 22 | 34 | 0.63 |
| 8 | 18 | Granados Ana (L) | GUA | | | | | |

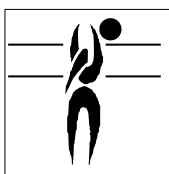




Best Spikers

Limit: 15.00%

| Rk | Team | Spikes | Faults | Shots | Total Attempts | Succ. % |
|-------------------------|-----------------|--------|--------|-------|----------------|---------|
| 1 | BIZ Belize | 91 | 26 | 145 | 262 | 34.73 |
| 2 | CRC Costa Rica | 87 | 24 | 161 | 272 | 31.99 |
| 3 | GUA Guatemala | 114 | 42 | 205 | 361 | 31.58 |
| 4 | ESA El Salvador | 99 | 34 | 221 | 354 | 27.97 |
| 5 | PAN Panama | 47 | 30 | 116 | 193 | 24.35 |
| 6 | NCA Nicaragua | 76 | 35 | 202 | 313 | 24.28 |
| Total Tournament | | 514 | 191 | 1,050 | 1,755 | 29.29 |




Best Blockers

| Rk | Team | Kill Blocks | Faults | Rebounds | Total Attempts | Avg. by set |
|-------------------------|-----------------|-------------|--------|----------|----------------|-------------|
| 1 | BIZ Belize | 15 | 10 | 70 | 95 | 1.88 |
| 2 | GUA Guatemala | 17 | 24 | 78 | 119 | 1.70 |
| 3 | NCA Nicaragua | 15 | 34 | 100 | 149 | 1.67 |
| 4 | CRC Costa Rica | 9 | 16 | 62 | 87 | 1.29 |
| 5 | ESA El Salvador | 12 | 20 | 76 | 108 | 1.20 |
| 6 | PAN Panama | 7 | 25 | 40 | 72 | 1.17 |
| Total Tournament | | 75 | 129 | 426 | 630 | 3.00 |



Best Servers

| Rk | Team | Aces | Faults | Serve Hits | Total Attempts | Avg. by set |
|-------------------------|-----------------|------|--------|------------|----------------|-------------|
| 1 | CRC Costa Rica | 20 | 23 | 125 | 168 | 2.86 |
| 2 | BIZ Belize | 22 | 35 | 128 | 185 | 2.75 |
| 3 | ESA El Salvador | 18 | 24 | 171 | 213 | 1.80 |
| 4 | PAN Panama | 10 | 16 | 80 | 106 | 1.67 |
| 5 | GUA Guatemala | 16 | 42 | 147 | 205 | 1.60 |
| 6 | NCA Nicaragua | 11 | 19 | 148 | 178 | 1.22 |
| Total Tournament | | 97 | 159 | 799 | 1,055 | 3.88 |



Best Diggers

| Rk | Team | Digs | Faults | Receptions | Total Attempts | Avg. by set |
|-------------------------|-----------------|------|--------|------------|----------------|-------------|
| 1 | GUA Guatemala | 132 | 82 | 120 | 334 | 13.20 |
| 2 | ESA El Salvador | 129 | 94 | 131 | 354 | 12.90 |
| 3 | CRC Costa Rica | 82 | 47 | 112 | 241 | 11.71 |
| 4 | NCA Nicaragua | 103 | 69 | 153 | 325 | 11.44 |
| 5 | PAN Panama | 62 | 51 | 69 | 182 | 10.33 |
| 6 | BIZ Belize | 73 | 48 | 147 | 268 | 9.13 |
| Total Tournament | | 581 | 391 | 732 | 1,704 | 23.24 |



Best Setters

| Rk | Team | Running Sets | Faults | Still Sets | Total Attempts | Avg. by set |
|-------------------------|-----------------|--------------|--------|------------|----------------|-------------|
| 1 | BIZ Belize | 56 | 3 | 158 | 217 | 7.00 |
| 2 | CRC Costa Rica | 30 | 3 | 203 | 236 | 4.29 |
| 3 | GUA Guatemala | 39 | 5 | 273 | 317 | 3.90 |
| 4 | ESA El Salvador | 30 | 7 | 268 | 305 | 3.00 |
| 5 | NCA Nicaragua | 22 | 3 | 240 | 265 | 2.44 |
| 6 | PAN Panama | 10 | 7 | 147 | 164 | 1.67 |
| Total Tournament | | 187 | 28 | 1,289 | 1,504 | 7.48 |



Best Receivers

Limit: 20.00%

| Rk | Team | Excellents | Faults | Serve Receptions | Total Attempts | Eff. % |
|-------------------------|-----------------|------------|--------|------------------|----------------|--------|
| 1 | NCA Nicaragua | 36 | 15 | 105 | 156 | 13.46 |
| 2 | GUA Guatemala | 39 | 13 | 144 | 196 | 13.27 |
| 3 | CRC Costa Rica | 24 | 9 | 85 | 118 | 12.71 |
| 4 | BIZ Belize | 32 | 18 | 72 | 122 | 11.48 |
| 5 | ESA El Salvador | 35 | 24 | 112 | 171 | 6.43 |
| 6 | PAN Panama | 17 | 14 | 93 | 124 | 2.42 |
| Total Tournament | | 183 | 93 | 611 | 887 | 10.15 |



Costa Rica prevails over Nicaragua 3-1 in 20th Central American women's volleyball championships

Belize City, August 5, 2018

Costa Rica continued to dominate their rivalry with Nicaragua 3-1 (20-25, 25-12, 25-22, 25-14) in the fourth match of the 20th Central American women's volleyball championship in Belize City.

After a rocky start in the first set, Costa Rica had the advantage in all aspects - spikes: 48-36, blocks: 7-6 and 12-3 on serves, gaining 28 points from their opponents' errors, though they conceded as many by their own errors.

Outside hitter Yuliana González led Costa Rica with 18 points: 15 spikes, and she served 3 aces. Outside hitter Tannia Carazo scored 14 points: 10 spikes, serving 3 aces and 1 block. Middle blockers Susan Alpizar and Kiara Jimenez scored 13 and 8 points respectively. Nicaragua took the first set: 25-20; led by middle blocker Helen Traña with 13 points, while outside hitter Amalia Hernandez added 12 points.

Costa Rica's coach Cesar Salas Salazar said, "It was game of strategy and tactics; the way we planned it was to attack the weakest points of the Nicaraguan team, which we had analysed very well, and it made all the difference. Maybe the set we lost was by virtue of Nicaragua's ability to mark and block well. But afterwards, our team settled down to execute our game plan, with an aggressive serve and a controlled attack with surgical strikes. We also had good reception, which helped us a lot. The team still has room for improvement, and today was a good game for all."

Team captain Tannia Carazo was adamant: "everything will have to improve if we are to win the remaining games, and we are glad to have won!"

Nicaragua's coach Rene Ivan Quintana Pereira admitted that "Costa Rica's team received very well! They were stronger and superior to us in blocking; even though, our team is taller. They played to their strengths, of being the team who always defends well, who plays with technical finesse, and in the end they were better and came out on top, as is their custom."

Veteran Claudia Noguera conceded: "It was a very good game, and Costa Rica played a very tactical game. We took the first set, but alas, our plan did not work out in the other sets. We'll work on our next game now."



Costa Rica se impone 3-1 a Nicaragua en 20to Campeonato Centro Americano de voleibol femenino

Ciudad Belice, 5 de agosto, 2018

Costa Rica se impuso a Nicaragua 3-1 (20-25, 25-12, 25-22, 25-14) en el cuarto partido del 20to Campeonato Centro Americano de voleibol femenino, en Ciudad Belice.

Las ticas tuvieron la ventaja en todas las habilidades de juego: 48-36 en ataques, 7-6 en bloqueos, y 12 -3 en puntos de servicio, anotando a través de 28 errores rivales, pero también tuvieron 28 fallas.

La atacante de esquina Yuliana González comandó a Costa Rica con 18 puntos: 15 ataques y 3 en puntos de servicio. La atacante de esquina Tannia Carazo anotó 14 puntos, 10 ataques, 3 puntos de servicio y 1 bloqueo. La central Susan Alpizar registró 13 puntos, y la central Kiara Jimenez cerró con 8 puntos.

Nicaragua había ganado el primer set 25-20; la central Helen Trana anotó 13 puntos, y la atacante de esquina Amalia Hernández registró 12 puntos más.

Cesar Salas Salazar, el entrenador costarricense, dijo: “Fue un partido muy táctico, y eso lo planeamos para hacerlo de una manera de atacar los puntos más débiles del equipo de Nicaragua, lo cual habíamos analizado muy bien. Allí fue donde marcamos la diferencia. Tal vez el set que se perdió fue debido a la virtud de Nicaragua de marcar muy bien y logró el bloqueo. Pero después el equipo se vuelve a lo que se había planteado, con un saque agresivo y ofensivo, y un juego controlado en el ataque, con toques específicos. Tuvimos una buena recepción, que el balón llegó, y eso nos ayudó muchísimo. El equipo puede seguir evolucionando, y hoy fue un buen partido para todos.

La capitana Tannia Carazo afirmó, “todo va a tener que mejorar, para poder sacar todos los demás partidos, y estamos muy felices de haber obtenido el triunfo.”

René Iván Quintana Pereira, el entrenador nicaragüense, aceptó que: “el equipo de Costa Rica recibió muy bien, y fueron más fuertes que nosotros en el bloqueo. Ellas lo superaron, a pesar de que el equipo de nosotros tenía más estatura. Ellas presentaron siempre la característica del equipo que defiende mucho, que coordina mucho los elementos técnicos, y al final fueron mejor y se alzaron por hábito.”

Claudia Noguera dijo: “Fue un muy buen partido, muy táctico de parte de Costa Rica. Nos fue muy bien en el primer set, lástima que en los otros sets, no nos ha resultado el trabajo que estamos haciendo, pero vamos a trabajar para el otro juego ahora.”



El Salvador downs Guatemala 3-2 at 20th Central American women's volleyball championship

Belize City, August 5, 2018

El Salvador dominated Guatemala in a hard fought duel that went the full 5 sets: 3-2 (31-33, 20-25, 25-16, 25-19, 15-11) to win the fifth match of the 20th Central American women's volleyball championship at the Civic Center in Belize City.

The Salvadorans were undaunted, even when Guatemala won the first two sets. They recovered to take the third and fourth sets, and clinched the win in the fifth set. They had the advantage on kills at the net: 64-59, and won 40 points by their opponents' errors, though they conceded 28 points through errors.

Outside hitter Kathya Vasquez top-scored for El Salvador with 20 points: 16 spikes, 2 blocks, and serving 2 aces. Outside hitters Adriana Flores and Gabriela Funes scored 15 and 14 points respectively, while the opposite Denisse Rogel added 11 points.

Guatemala dominated the first two sets, with an advantage on blocking: 8-7, and serving aces: 9-5. Middle blocker Astrid González led with 20 points, including: 14 kills and 4 blocks while the other middle blocker Aury Alvarez scored 15 points, including 14 spikes. Opposite María García scored 14 points, and outside hitter Ada Villalobos added 12 points.

El Salvador's coach Ingrid Rivas explained: "We knew Guatemala was a tough team to beat, we prepared for that. Great plays on both side, very good defense, very good spiking range also, by both teams. But God is good, and Salvador was able to apply some tactics we had prepared, and it gave us the win.

Adriana Flores enthused, "I believe all of my teammates did their best. Our service was our weapon, everyone knew how to place their serves, and we knew how to score on defense: the reception and the set for the kill."

Guatemala's coach William Fernández Pizot congratulated the Salvadorans, because, "they never gave up, even when we had the victory in our grasp for a moment. But we fought on, trailing without believing in the win, and they played on. Our outside hitters did not have the same effect, we had no answer to their outside hitters. Hats off to El Salvador's coach!"

Ada Villalobos admitted: "We have to congratulate the opponent, because they played heart and soul, and left it all on the court! Our outside hitters were not on target, and we needed to adjust our blocking. But the tournament is not over, we have more games, and we will play to win."



El Salvador vence a Guatemala 3-2 en el 20to Campeonato Centro Americano de voleibol femenino

Ciudad Belice, 5 de agosto, 2018

Al equipo de El Salvador, les obligó a luchar los cinco sets para vencer a Guatemala: 3-2 (31-33, 20-25, 25-16, 25-19, 15-11) en el quinto partido del 20to Campeonato Centro Americano de voleibol femenino en Ciudad Belice.

Las cuzcatlecas nunca se dieron por vencidas, a pesar que Guatemala había ganado los primeros dos sets. Se recuperaron para ganar el tercer y cuarto sets, y definieron el quinto. Tuvieron la ventaja en ataques 64-59, y ganaron 40 puntos por errores de sus rivales, pero regalaron 28 puntos por fallas.

La atacante de esquina Kathy Vázquez fue la máxima anotadora para El Salvador con 20 puntos, 16 remates, 2 bloqueos y 2 de servicio. La atacante de esquina Adriana Flores registró 15 puntos, la atacante de esquina Gabriela Funes anotó 14 puntos en ataques, y la opuesta Denisse Rogel agregó 11 puntos.

Guatemala dominó los primeros dos sets, logrando ventaja en bloqueos 8-7, y en puntos de servicio 9-5. La central Astrid González lideró con 20 puntos: 14 ataques y 4 bloqueos. La otra central Aury Álvarez registró 15 puntos, 14 de ellos por remates. La opuesta María García anotó 14 puntos, y la atacante de esquina Ada Villalobos agregó 12 puntos.

Ingrid Rivas, la entrenadora de El Salvador, explicó: “Sabíamos que Guatemala tiene un equipo bastante fuerte para vencer, nos preparamos para eso. Muy buen juego de ambos lados, muy buena defensa, muy buenos radios de ataque también, por ambos equipos. Gracias a Dios, Salvador se supo aplicar algunos de las tácticas que hemos preparado, y se nos dio el gane.

Adriana Flores se alegraba del triunfo: “Creo que todas mis compañeras nos aplicamos. Nuestros saques siempre es nuestra arma, todas supieron poner el saque. Supimos resolver a la hora de la defensa, el recibo, y allí hizo conveniente a la hora del ataque.”

William Fernández Pizat, entrenador del equipo de Guatemala, felicitó a las salvadoreñas, porque: “nunca se dieron por vencidas, a pesar de que teníamos la victoria a la hora de un foto. Pero aún seguimos sin creer en la victoria, y todo el tiempo estar debajo, y siguieron, siguieron. Las esquinas no respondieron, no hubo respuesta con la esquina. Todo a lo maestro para el Salvador.”

Ada Villalobos agregó: “Hay que felicitar al contrario, porque ellos sí pusieron todo el corazón en la cancha. A nosotras nos faltó definir en las esquinas, y ajustar un poco en el bloqueo y en la defensa. Pero pues el torneo no se ha terminado, y tenemos más partidos y vamos a seguir luchando con lo que nos queda.”



Belize triumphs 3-0 over Panama at 20th Central American women's volleyball championships

Belize City, August 5, 2018

Belize overwhelmed Panama: 3-0 (25-16, 25-17, 25-14) in the sixth match at 20th Central American women's volleyball championships at the Civic Center in Belize City.

The Belize girls despatched Panama more efficiently: 8 minutes faster and conceding 10 points fewer, than Costa Rica did it the day before in the opening game. Belize had the advantage on spikes: 37-17 and service points: 12-5, gaining 26 points by their opponents' errors, but conceding 20 points by their own errors.

Outside hitter Sherika Burton and opposite Shantell Arnold both scored 11 points: Sherika by 8 spikes, 2 serves and 1 block, while Shantell scored 9 spikes and 2 blocks. Middle blocker Tichele Solis scored 10 points: 8 spikes and serving 2 aces, and outside hitter Nelissa Ramirez added 9 points.

Panama's opposite Hashlyn Cuero and outside hitter Irene Martinez both scored 7 each. Belize's Cuban coach Esmidio Limonta Muñoz declared: "the girls were very focused in getting their 5 points, which we needed above all else, and there you have it! Above all, it warms my heart on my birthday today!"

Shantell Arnold said: "after last night's tough loss, the team recuperated. The "profe" spoke to us about the crucial mistakes we made, and we were determined to come back strong tonight and win in 3, and that is what we did!"

Panama's coach Eliot Clarke congratulated the Belize team on a job well done" they did everything right, with fewer errors than us, and they were focused on getting their 5 points. Panama lacked in too many serves shanked into the net, they weren't focused on the game, and the Belize team took advantage of this, 100 per cent! We'll see what happens, someone will be our victim."

Panama's captain Hashlyn Cuero also congratulated the Belize team, "because they were superior to us in many aspects, they knew how to make use of their home court advantage. There were moments when they were better than us, and we did not know how to counter this. We must move on, and acknowledge our mistakes today, so we do not repeat them tomorrow, and we'll see if that works."



Belice vence a Panamá: 3-0 en el 20to Campeonato Centro Americano de voleibol femenino

Ciudad Belice, 5 de agosto, 2018

Belice aplastó a Panamá 3-0 (25-16, 25-17, 25-14) en el sexto partido del 20to Campeonato Centro Americano de voleibol femenino, en el Centro Cívico en Ciudad Belice.

Las beliceñas despacharon a las canaleras más eficientemente: 8 minutos más rápido y por 10 puntos menos, que las ticas lo hicieron el día antes en el partido de apertura. Belice tuvo la ventaja en ataques: 37-17, y puntos de servicio: 12-5, y anotaron 26 puntos por errores de sus rivales, pero regalaron 20 puntos por fallas.

La atacante de esquina Sherika Burton y la jugadora opuesta Shantell Arnold ambas registraron 11 puntos; Sherika con 8 ataques, 2 de servicios, y 1 bloqueo, mientras Shantell registró 9 ataques y 2 bloqueos. La central Tichele Solis anotó 10 puntos: 8 ataques y 2 de servicios, y la atacante de esquina Nelissa Ramírez agregó 9 puntos.

La opuesta Hashlyn Cuero y la atacante de esquina Irene Martínez ambas registraron 7 puntos para Panamá

Esmidio Limonta Muñoz, el entrenador cubano de Belice, dijo: “las muchachas salieron muy concentradas a buscar sus cinco puntos que necesitábamos sobre todo la cosa, y allí está el resultado. Sobre todo una gran alegría para mi hoy, día de mi cumpleaños!”

Shantell Arnold explicó: “después de esa derrota difícil de anoche, el equipo se recuperó. El profe nos explicó nuestras fallas, y decidimos regresar esta noche y ganar en tres, y lo logramos!”

Eliot Clarke, el entrenador de Panamá, felicitó al equipo de Belice, porque “todo lo hizo bien, menos errores que nosotros, y concentraban en conseguir sus cinco puntos. Faltó de Panamá: muchos servicios botados, no se están concentrado en el partido, y eso lo aprovechó el equipo de Belice 100 por ciento. Vamos a ver lo que pasa, alguien nos tiene que pagar.

Hashlyn Cuero igual felicitó al equipo de Belice, “ya que en muchos aspectos fue superior a nosotros, supieron aprovechar su localia. Fueron por momentos mejor que nosotros, y nosotros no supimos como contrarrestar eso. Nos toca avanzar, y ver los errores que cometimos el día de hoy, para mañana no cometerlo, y ver mañana si nos da el resultado.”