



**XVII COPA CENTROAMERICANA  
DE VOLEIBOL MAYOR MASCULINO  
2 al 9 de Diciembre 2012**



## **FINAL RANKING**

1.  Guatemala
2.  Panamá
3.  Honduras
4.  Costa Rica
5.  El Salvador
6.  Nicaragua

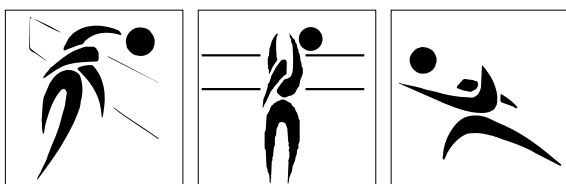


**XVII COPA CENTROAMERICANA  
DE VOLEIBOL MAYOR MASCULINO**  
2 al 9 de Diciembre 2012



## BEST PLAYERS

<b>BEST SERVER</b> Andy Leonardo	No. 11		GUA	
<b>BEST RECEIVER</b> Adelardo Rodríguez	No. 14		CRC	
<b>BEST SETTER</b> Luis Membreño	No. 2		HON	
<b>BEST SPIKER</b> Richard Smith	No. 11		CRC	
<b>BEST BLOCKER</b> Wilfredo López	No. 7		HON	
<b>BEST DIGGER</b> Daniel Martín	No. 7		ESA	
<b>BEST LIBERO</b> Tirso Pineda	No. 12		GUA	
<b>BEST SCORER</b> Richard Smith	No. 11		CRC	
<b>M.V.P.</b> Andy Leonardo	No. 11		GUA	



## Best Scorers

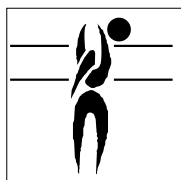
Rk	No	Name	Team	Spike	Block	Serve	Total
1	11	Smith Richard	CRC	84	14	4	102
2	11	Leonardo Andy	GUA	68	8	8	84
3	4	Osorio Carlos	HON	68	12	1	81
4	2	Ureña Donaldo	PAN	56	13	4	73
5	1	Avila Domingo	PAN	51	12	5	68
6	10	Torres Evans	HON	57	4	3	64
7	10	Garcia Oscar	GUA	55	8	0	63
8	5	Calderon Jeffrey	CRC	45	3	4	52
9	7	Lopez Wilfredo	HON	36	14	0	50
10	5	Brown Ricardo	PAN	38	5	1	44
11	6	Zuñiga Carlos	PAN	29	12	2	43
12	12	Valdivia Tito	NCA	34	3	3	40
12	7	Gonzalez Jose	GUA	31	7	2	40
12	8	Reyes Moises	GUA	26	8	6	40
15	17	Alvarez Javier	CRC	28	9	2	39
16	1	Matamoros Fabrizioo	HON	26	7	5	38
17	4	Rivas Mauricio	ESA	32	4	1	37
18	10	Suarez Jose	CRC	30	3	3	36
19	2	Garcia Luis	GUA	28	2	1	31
20	12	Valdez Samuel	ESA	26	3	1	30
21	10	Sevilla Kenneth	NCA	16	12	1	29
22	5	Gonzalez Erick	ESA	21	6	1	28
23	9	Martinez Lester	NCA	26	1	0	27
24	1	Lorio Raul	NCA	23	2	1	26
24	5	Matamoros Luis	HON	15	11	0	26
26	2	Flores Franklin	ESA	19	2	1	22
26	7	Murillo Gabriel	PAN	13	9	0	22
28	7	Araya Esteban	CRC	15	4	1	20
29	11	Sandoval Carlos	PAN	13	6	0	19
30	14	Sandoval Rene	ESA	16	1	0	17
30	10	Calderon Cesar	ESA	7	10	0	17
30	13	Suarez Jorge	CRC	11	4	2	17
33	9	Recinos Julio	GUA	9	5	2	16
34	4	Rodriguez Esteban	CRC	6	3	3	12
35	4	Cunningham Jose	PAN	8	3	0	11
35	9	White Jorge	CRC	7	4	0	11
37	3	Monge Bryan	CRC	6	2	2	10
37	12	Guerra Eduardo	PAN	4	4	2	10
39	4	Tuckler Jonathan	NCA	6	2	1	9
39	2	Membreño Luis	HON	6	1	2	9
41	3	Vargas Juan	ESA	4	3	1	8
41	13	Mendez Juan	GUA	6	2	0	8
43	15	Lopez Herberth	ESA	7	0	0	7
43	5	Chavez Douglas	NCA	5	2	0	7
43	6	Orozco Bryan	NCA	5	1	1	7
43	7	Bejarano Marvin	NCA	5	1	1	7
47	3	Arias Aldo	GUA	2	1	3	6
48	2	Duarte Kevin	NCA	4	1	0	5
48	14	Fuentes Gilmar	PAN	3	2	0	5
48	1	Quesada Carlos	CRC	1	3	1	5
<b>Total tournament</b>				1,155	270	82	1,507



## Best Spikers

Limit: 15.00%

Rk	No	Name	Team	Spikes	Faults	Shots	Total Attempts	Succ. %
1	11	Smith Richard	CRC	84	21	62	167	50.30
2	11	Leonardo Andy	GUA	68	25	46	139	48.92
3	5	Calderon Jeffrey	CRC	45	19	40	104	43.27
4	2	Ureña Donald	PAN	56	25	49	130	43.08
5	10	Torres Evans	HON	57	20	61	138	41.30
6	5	Brown Ricardo	PAN	38	12	46	96	39.58
7	10	Garcia Oscar	GUA	55	26	62	143	38.46
8	1	Avila Domingo	PAN	51	22	63	136	37.50
9	12	Valdez Samuel	ESA	26	14	33	73	35.62
10	4	Osorio Carlos	HON	68	33	98	199	34.17
<b>Total Tournament</b>				1,155	563	1,528	3,246	35.58




## Best Blockers

Rk	No	Name	Team	Kill Blocks	Faults	Rebounds	Total Attempts	Avg. by set
1	7	Lopez Wilfredo	HON	14	10	29	53	0.78
2	11	Smith Richard	CRC	14	9	15	38	0.74
3	10	Sevilla Kenneth	NCA	12	16	37	65	0.71
4	2	Ureña Donald	PAN	13	16	25	54	0.68
5	4	Osorio Carlos	HON	12	14	16	42	0.67
6	1	Avila Domingo	PAN	12	17	16	45	0.63
7	6	Zuñiga Carlos	PAN	12	27	24	63	0.63
8	5	Matamoros Luis	HON	11	16	29	56	0.61
9	10	Calderon Cesar	ESA	10	20	40	70	0.59
10	7	Murillo Gabriel	PAN	9	7	10	26	0.47
<b>Total Tournament</b>				270	528	758	1,556	4.91



## Best Servers

Rk	No	Name	Team	Aces	Faults	Serve Hits	Total Attempts	Avg. by set
1	11	Leonardo Andy	GUA	8	17	50	75	0.40
2	8	Reyes Moises	GUA	6	11	60	77	0.30
3	1	Matamoros Fabrizio	HON	5	3	58	66	0.28
4	1	Avila Domingo	PAN	5	5	75	85	0.26
5	5	Calderon Jeffrey	CRC	4	6	50	60	0.21
6	2	Ureña Donald	PAN	4	12	40	56	0.21
7	11	Smith Richard	CRC	4	17	58	79	0.21
8	12	Valdivia Tito	NCA	3	1	37	41	0.18
9	10	Torres Evans	HON	3	10	77	90	0.17
10	10	Suarez Jose	CRC	3	4	43	50	0.16
<b>Total Tournament</b>				82	253	2,036	2,371	1.49




## Best Diggers

Rk	No	Name	Team	Digs	Faults	Receptions	Total Attempts	Avg. by set
1	7	Martin Daniel	ESA	60	31	80	171	3.53
2	11	Navarrete Christopher	NCA	52	40	73	165	3.06
3	12	Pineda Tirso	GUA	57	30	75	162	2.85
4	6	Garcia Jaime	HON	44	34	37	115	2.44
5	8	Medina Miguel	PAN	44	18	43	105	2.32
6	14	Rodriguez Adelardo	CRC	44	18	29	91	2.32
7	10	Garcia Oscar	GUA	39	14	39	92	1.95
8	2	Membreño Luis	HON	27	21	40	88	1.50
9	11	Smith Richard	CRC	28	27	30	85	1.47
10	10	Torres Evans	HON	24	19	46	89	1.33
<b>Total Tournament</b>				751	758	1,246	2,755	13.65



## Best Setters

Rk	No	Name	Team	Running Sets	Faults	Still Sets	Total Attempts	Avg. by set
1	2	Membreño Luis	HON	113	8	327	448	6.28
2	4	Rodriguez Esteban	CRC	85	5	206	296	4.47
3	12	Guerra Eduardo	PAN	84	12	295	391	4.42
4	8	Solis Alvaro	NCA	47	19	213	279	2.76
5	3	Arias Aldo	GUA	54	5	279	338	2.70
6	1	Quesada Carlos	CRC	49	2	104	155	2.58
7	3	Vargas Juan	ESA	27	7	194	228	1.59
8	2	Flores Franklin	ESA	26	4	141	171	1.53
9	6	Ralda Sergio	GUA	18	3	121	142	0.90
10	3	Sanchez Rodolfo	NCA	8	5	131	144	0.47
<b>Total Tournament</b>				527	82	2,117	2,726	9.58



## Best Receivers


Limit: 25.00%

Rk	No	Name	Team	Excellents	Faults	Serve Receptions	Total Attempts	Eff. %
1	14	Rodriguez Adelardo	CRC	88	2	21	111	77.48
2	12	Pineda Tirso	GUA	129	3	34	166	75.90
3	10	Suarez Jose	CRC	86	2	35	123	68.29
4	11	Navarrete Christopher	NCA	103	7	38	148	64.86
5	1	Avila Domingo	PAN	77	4	33	114	64.04
6	4	Osorio Carlos	HON	93	5	40	138	63.77
7	8	Medina Miguel	PAN	82	7	33	122	61.48
8	7	Martin Daniel	ESA	77	6	55	138	51.45
9	6	Garcia Jaime	HON	55	3	44	102	50.98
10	10	Torres Evans	HON	56	6	46	108	46.30
<b>Total Tournament</b>				1,260	111	740	2,111	54.43



# P-5 VOLLEYBALL • Players ranking by skills

XVII Copa Centroamericana Mayor Masculino 2013



## Best Liberos

Rk	No	Name	Team	Excellents	Faults	In play	Total attempts	Avg. by set
1	12	Pineda Tirso	GUA	186	33	109	328	9.30
2	11	Navarrete Cristopher	NCA	155	47	111	313	9.12
3	7	Martin Daniel	ESA	137	37	135	309	8.06
4	14	Rodriguez Adelardo	CRC	132	20	50	202	6.95
5	8	Medina Miguel	PAN	126	25	76	227	6.63
6	6	Garcia Jaime	HON	99	37	81	217	5.50
7	13	Maradiaga Cristobal	HON					







**XVII Copa Centroamericana de Voleibol  
Mayor Masculino  
Ciudad de Guatemala, Guatemala  
2 al 9 de Febrero de 2013  
Calendario de Competencia / Match Schedule**



FINAL													
No.	Date	Time	Teams	Set	Result per set (points)					Total Puntos	Duración	Espectadores	
					1	2	3	4	5				
1	04-Feb	14:00	CRC vs NCA	3 - 0	25 - 14	25 - 12	25 - 19			75 - 45	1:05	100	
2	04-Feb	16:00	ESA vs PAN	0 - 3	16 - 25	17 - 25	21 - 25			54 - 75	1:21	150	
<b>04-Feb 18:00 CEREMONIA DE INAUGURACIÓN</b>													
3	04-Feb	19:00	GUA vs HON	2 - 3	25 - 22	21 - 25	25 - 21	21 - 25	18 - 20	110 - 113	2:30	1000	
4	05-Feb	14:00	CRC vs ESA	3 - 0	25 - 13	25 - 14	25 - 21			75 - 48	1:02	100	
5	05-Feb	16:00	NCA vs HON	0 - 3	14 - 25	24 - 26	10 - 25			48 - 76	1:12	150	
6	05-Feb	19:00	PAN vs GUA	2 - 3	23 - 25	25 - 27	25 - 19	25 - 21	14 - 16	112 - 108	2:18	1500	
7	06-Feb	14:00	NCA vs PAN	0 - 3	19 - 25	12 - 25	21 - 25			52 - 75	1:05	100	
8	06-Feb	16:00	CRC vs HON	1 - 3	25 - 27	28 - 30	25 - 17	25 - 27		103 - 101	1:56	300	
9	06-Feb	19:00	ESA vs GUA	0 - 3	18 - 25	20 - 25	18 - 25			56 - 75	1:13	1500	
10	07-Feb	14:00	HON vs ESA	3 - 0	25 - 19	25 - 17	25 - 16			75 - 52	1:09	200	
11	07-Feb	16:00	PAN vs CRC	2 - 3	25 - 21	19 - 25	25 - 22	24 - 26	10 - 15	103 - 109	2:10	550	
12	07-Feb	19:00	GUA vs NCA	3 - 0	25 - 14	25 - 18	25 - 14			75 - 46	1:08	1600	
13	08-Feb	14:00	ESA vs NCA	3 - 2	25 - 22	25 - 20	22 - 25	14 - 25	15 - 10	101 - 102	2:01	150	
14	08-Feb	16:00	HON vs PAN	0 - 3	19 - 25	15 - 25	22 - 25			56 - 75	1:17	850	
15	08-Feb	19:00	GUA vs CRC	3 - 1	25 - 19	26 - 24	17 - 25	25 - 22		93 - 90	1:45	3100	

<b>RANKING</b>
1. Guatemala
2. Panamá
3. Honduras
4. Costa Rica
5. El Salvador
6. Nicaragua





# P-4 VOLLEYBALL • Collated results & ranking



XVII Copa Centroamericana Mayor Masculino 2013  
Results of Friday, February 08, 2013

## MATCH RESULTS

### FINAL

No	Date	Teams	Set	Result per set (points)					Total Points	Time	Spectators
				1	2	3	4	5			
1	04/02/2013	CRC - NCA	3-0	25-14	25-12	25-19			75- 45	1:05	100
2	04/02/2013	ESA - PAN	0-3	16-25	17-25	21-25			54- 75	1:21	150
3	04/02/2013	GUA - HON	2-3	25-22	21-25	25-21	21-25	18-20	110-113	2:30	1,000
4	05/02/2013	CRC - ESA	3-0	25-13	25-14	25-21			75- 48	1:02	100
5	05/02/2013	NCA - HON	0-3	14-25	24-26	10-25			48- 76	1:12	150
6	05/02/2013	PAN - GUA	2-3	23-25	25-27	25-19	25-21	14-16	112-108	2:18	1,500
7	06/02/2013	NCA - PAN	0-3	19-25	12-25	21-25			52- 75	1:05	100
8	06/02/2013	CRC - HON	1-3	25-27	28-30	25-17	25-27		103-101	1:56	300
9	06/02/2013	ESA - GUA	0-3	18-25	20-25	18-25			56- 75	1:13	1,500
10	07/02/2013	HON - ESA	3-0	25-19	25-17	25-16			75- 52	1:09	200
11	07/02/2013	PAN - CRC	2-3	25-21	19-25	25-22	24-26	10-15	103-109	2:10	550
12	07/02/2013	GUA - NCA	3-0	25-14	25-18	25-14			75- 46	1:08	1,600
13	08/02/2013	ESA - NCA	3-2	25-22	25-20	22-25	14-25	15-10	101-102	2:01	150
14	08/02/2013	HON - PAN	0-3	19-25	15-25	22-25			56- 75	1:17	850
15	08/02/2013	GUA - CRC	3-1	25-19	26-24	17-25	25-22		93- 90	1:45	3,100

## TEAM RANKING

### FINAL

Rk	Code	Team	Matches				Results Details						Points			Sets		
			Pts	T	W	L	3-0	3-1	3-2	2-3	1-3	0-3	W	L	Ratio	W	L	Ratio
1	GUA	Guatemala	19	5	4	1	2	1	1	1	0	0	461	417	1.106	14	6	2.333
2	PAN	Panama	19	5	3	2	3	0	0	2	0	0	440	379	1.161	13	6	2.167
3	HON	Honduras	17	5	4	1	2	1	1	0	0	1	421	388	1.085	12	6	2.000
4	CRC	Costa Rica	15	5	3	2	2	0	1	0	2	0	452	390	1.159	11	8	1.375
5	ESA	El Salvador	3	5	1	4	0	0	1	0	0	4	311	402	0.774	3	14	0.214
6	NCA	Nicaragua	2	5	0	5	0	0	0	1	0	4	293	402	0.729	2	15	0.133

Puntuación, se concederá a cada equipo:

- a. por partido ganado 3-0      5 puntos
- b. por partido ganado 3-1      4 puntos
- c. por partido ganado 3-2      3 puntos
- d. por partido perdido 2-3      2 puntos
- e. por partido perdido 1-3      1 puntos
- f. por partido perdido 0-3      0 puntos
- g. perdido por no presentación      0 puntos (00:25, 00:25, 00:25)







# P-2 VOLLEYBALL • Match result



## XVII Copa Centroamericana Mayor Masculino 2013 FINAL

**Match:** 13 **Date:** 08/02/2013 **Spectators:** 150  
**City:** Guatemala  
**Hall:** Teodoro Palacios Flores  
**Match duration:** Start: 14:00 End: 16:01 Total: 2:01

Teams	Sets	1	2	3	4	5	Total
ESA	3	25	25	22	14	15	101
NCA	2	22	20	25	25	10	102
<b>Set duration</b>		0:25	0:22	0:27	0:22	0:13	1:49

**Referees:** Maldonado, Walda (GUA) & Patrick, Uriah (PAN)

ESA • El Salvador		1	2	3	4	5	Pts
2	Flores Franklin	■	□	□	■		1
3	Vargas Juan	■	■	■	■		3
4	Rivas Mauricio	■	■	■	■		22
5	Gonzalez Erick	■	■	■	■		12
7 L	Martin Daniel	L	L	L	L	L	
10	Calderon Cesar	■	■	■	■		6
11	Mejia Aaron						
12	Valdez Samuel	■	■	■	■		13
13	Herrera Jairo						
14	Sandoval Rene	□	■	■	■	■	7
15	Lopez Herberth		□	□			
20	Chavez Luis		□	□	□	□	

**Coach:** Linares, Gabriel (ESA)  
**Assistant:** Hernandez, Eric (ESA)

NCA • Nicaragua		1	2	3	4	5	Pts
1	Lorio Raul	■	■	■	■	■	11
2	Duarte Kevin	□					
3	Sanchez Rodolfo	□	□	■			
4	Tuckler Jonathan	■	■	□	□		6
5	Chavez Douglas	□	□	■			
6	Orozco Bryan			■	■	■	4
7	Bejarano Marvin	■	■				3
8	Solis Alvaro	■	■	□	■	■	2
9	Martinez Lester		□	■	■	■	16
10	Sevilla Kenneth	■	■	■	■	■	12
11 L	Navarrete Christopher	L	L	L	L	L	
12	Valdivia Tito	■	■	□	■	■	15

**Coach:** Mena, Jorge (NCA)  
**Assistant:**

### TEAMS AND PLAYERS PERFORMANCES

Won Pts	Total Atts	No Name	Scoring Skills	Won Pts	Total Atts	No Name
49	140	<b>Total Team</b>		51	158	<b>Total Team</b>
20	50	4 Rivas Mauricio	<b>Spike</b>	15	35	9 Martinez Lester
11	27	12 Valdez Samuel		12	40	12 Valdivia Tito
13	69	<b>Total Team</b>	<b>Block</b>	12	69	<b>Total Team</b>
5	24	10 Calderon Cesar		7	18	10 Sevilla Kenneth
2	10	5 Gonzalez Erick	<b>Serve</b>	1	5	6 Orozco Bryan
2	102	<b>Total Team</b>		6	101	<b>Total Team</b>
1	10	2 Flores Franklin	<b>Opp. error</b>	2	14	12 Valdivia Tito
1	20	4 Rivas Mauricio		1	16	4 Tuckler Jonathan
38		<b>Total Team</b>	<b>Total</b>	32		<b>Total Team</b>
101	311	<b>Total Team</b>		102	328	<b>Total Team</b>
22	81	4 Rivas Mauricio	<b>Best Scorer</b>	16	65	9 Martinez Lester
Excellent	Total Atts	No Name	Non scoring Skills	Excellent	Total Atts	No Name
35	136	<b>Total Team</b>		33	149	<b>Total Team</b>
23	52	7 Martin Daniel	<b>Dig</b>	19	55	11 Navarrete Christopher
3	12	14 Sandoval Rene		5	16	12 Valdivia Tito
20	128	<b>Total Team</b>	<b>Set</b>	21	137	<b>Total Team</b>
15	93	3 Vargas Juan		19	98	8 Solis Alvaro
64	94	<b>Total Team</b>	<b>Reception</b>	55	92	<b>Total Team</b>
30	43	7 Martin Daniel	Success - Faults	26	34	11 Navarrete Christopher
13	24	4 Rivas Mauricio	# Attempts			

■ Starting line-up    Pts = Points scored    [nn] = Captain  
□ Substitute    Atts = Attempts    L = Libero  
Opp = Opponent





# P-2 VOLLEYBALL • Match result



## XVII Copa Centroamericana Mayor Masculino 2013 FINAL

**Match:** 14 **Date:** 08/02/2013 **Spectators:** 850  
**City:** Guatemala  
**Hall:** Teodoro Palacios Flores  
**Match duration:** Start: 16:35 End: 17:52 Total: 1:17

Teams	Sets	1	2	3	4	5	Total
HON	0	19	15	22			56
PAN	3	25	25	25			75
<b>Set duration</b>		0:27	0:19	0:25			1:11

**Referees:** Rivas, Hector (ESA) & Espinoza, Cesar (CRC)

HON • Honduras		1	2	3	4	5	Pts
1	Matamoros Fabrizzio	■	■	■			6
2	Membreño Luis	■	■	■			1
3	Mejia Carlos						
4	Osorio Carlos	■	■	■			13
5	Matamoros Luis	■	■				1
6	L Garcia Jaime	L	L	L			
7	Lopez Wilfredo	■	■	■			5
9	Padilla Alex				■		3
10	Torres Evans	■	■	■			4
12	Vasquez Jose						
13	L Maradiaga Cristobal						
14	Watler Ornello						

**Coach:** Martinez, Rony (HON)  
**Assistant:** Castillo, Alejandro (HON)

PAN • Panama		1	2	3	4	5	Pts
1	Avila Domingo	■	■	■			14
2	Ureña Donald	■	■	■			12
4	Cunningham Jose	■	■	■			8
5	Brown Ricardo	□	□				1
6	Zuñiga Carlos	■	■	■			8
7	Murillo Gabriel	■	■	■			5
8	L Medina Miguel	L	L	L			
10	Gonzalez Jose						
11	Sandoval Carlos						
12	Guerra Eduardo	■	■	■			6
13	Herazo Victor		□	□			
14	Fuentes Gilmar					□	

**Coach:** Calderon, Horacio (PAN)  
**Assistant:** Lucero, Eric (PAN)

### TEAMS AND PLAYERS PERFORMANCES

Won Pts	Total Atts	No Name	Scoring Skills	Won Pts	Total Atts	No Name
24	103	<b>Total Team</b>		39	92	<b>Total Team</b>
10	44	4 Osorio Carlos	<b>Spike</b>	12	30	2 Ureña Donald
6	18	1 Matamoros Fabrizzio		10	22	1 Avila Domingo
8	41	<b>Total Team</b>	<b>Block</b>	10	44	<b>Total Team</b>
3	10	7 Lopez Wilfredo		4	12	7 Murillo Gabriel
3	7	9 Padilla Alex		2	4	1 Avila Domingo
1	56	<b>Total Team</b>	<b>Serve</b>	5	74	<b>Total Team</b>
1	10	4 Osorio Carlos		2	15	12 Guerra Eduardo
				2	11	1 Avila Domingo
23		<b>Total Team</b>	<b>Opp. error</b>	21		<b>Total Team</b>
56	200	<b>Total Team</b>	<b>Total</b>	75	210	<b>Total Team</b>

13	63	4 Osorio Carlos	<b>Best Scorer</b>	14	37	1 Avila Domingo
----	----	-----------------	--------------------	----	----	-----------------

Excellent	Total Atts	No Name	Non scoring Skills	Excellent	Total Atts	No Name
24	87	<b>Total Team</b>		23	77	<b>Total Team</b>
8	23	6 Garcia Jaime	<b>Dig</b>	10	21	8 Medina Miguel
5	10	2 Membreño Luis		7	16	1 Avila Domingo
20	87	<b>Total Team</b>	<b>Set</b>	11	77	<b>Total Team</b>
18	81	2 Membreño Luis		11	61	12 Guerra Eduardo
41	67	<b>Total Team</b>	<b>Reception</b>	35	50	<b>Total Team</b>
19	30	6 Garcia Jaime	<u>Success - Faults</u>	11	14	8 Medina Miguel
10	21	10 Torres Evans	<u># Attempts</u>	12	19	1 Avila Domingo

■ Starting line-up    Pts = Points scored    [nn] = Captain  
□ Substitute    Atts = Attempts    L = Libero  
Opp = Opponent





# P-2 VOLLEYBALL • Match result



## XVII Copa Centroamericana Mayor Masculino 2013 FINAL

**Match:** 15 **Date:** 08/02/2013 **Spectators:** 3,100  
**City:** Guatemala  
**Hall:** Teodoro Palacios Flores  
**Match duration:** Start: 19:00 End: 20:45 Total: 1:45

Teams	Sets	1	2	3	4	5	Total
<b>GUA</b>	<b>3</b>	25	26	17	25		93
<b>CRC</b>	<b>1</b>	19	24	25	22		90
<b>Set duration</b>		0:20	0:28	0:21	0:27		1:36

**Referees:** Largaespada, Norman (NCA) & Rivas, Hector (ESA)

GUA • Guatemala		1	2	3	4	5	Pts
2	Garcia Luis		□	□			2
3	Arias Aldo	■	■	■	■		1
4	Leon John						
6	Ralda Sergio		□	□			
7	Gonzalez Jose	■	■	■	■		10
8	Reyes Moises	■	■	■	■		11
9	Recinos Julio	■	■	■	■		3
10	Garcia Oscar	■	■	■	■		13
11	Leonardo Andy	■	■	■	■		19
12	L Pineda Tirso	L	L	L	L		
13	Mendez Juan						
14	Chinchilla Brandon						

**Coach:** Lucas, Reider (CUB)  
**Assistant:** Pelaez, Alvinzi (GUA)

CRC • Costa Rica		1	2	3	4	5	Pts
1	Quesada Carlos	□	□	■	■		3
3	Monge Bryan	□	□	■	■		5
4	Rodriguez Esteban	■	■	□	□		
5	Calderon Jeffrey	■	■	□	□		9
7	Araya Esteban	□	□	■	■		8
9	White Jorge	■	■	■	■		3
10	Suarez Jose	■	■				3
11	Smith Richard	■	■	■	■		23
13	Suarez Jorge						
14	L Rodriguez Adelardo	L	L	L	L		
17	Alvarez Javier	■	■	■	■		11
18	Blanco Alberto						

**Coach:** Salas, Cesar (CRC)  
**Assistant:** Araya, Ignacio (CRC)

### TEAMS AND PLAYERS PERFORMANCES

Won Pts	Total Atts	No Name
<b>44</b>	<b>114</b>	<b>Total Team</b>
18	29	11 Leonardo Andy
11	29	10 Garcia Oscar
<b>12</b>	<b>58</b>	<b>Total Team</b>
4	10	7 Gonzalez Jose
4	11	8 Reyes Moises
<b>3</b>	<b>92</b>	<b>Total Team</b>
1	10	7 Gonzalez Jose
1	15	11 Leonardo Andy
<b>34</b>		<b>Total Team</b>
<b>93</b>	<b>264</b>	<b>Total Team</b>

19	46	11 Leonardo Andy
----	----	------------------

Excellent	Total Atts	No Name
<b>33</b>	<b>111</b>	<b>Total Team</b>
13	34	12 Pineda Tirso
4	16	11 Leonardo Andy
<b>24</b>	<b>88</b>	<b>Total Team</b>
22	77	3 Arias Aldo
<b>43</b>	<b>77</b>	<b>Total Team</b>
25	36	12 Pineda Tirso

Scoring Skills
<b>Spike</b>
<b>Block</b>
<b>Serve</b>
<b>Opp. error</b>
<b>Total</b>

<b>Best Scorer</b>
--------------------

Non scoring Skills
<b>Dig</b>
<b>Set</b>
<b>Reception</b>
Success - Faults
# Attempts

Won Pts	Total Atts	No Name
<b>45</b>	<b>127</b>	<b>Total Team</b>
15	40	11 Smith Richard
8	14	17 Alvarez Javier
<b>13</b>	<b>62</b>	<b>Total Team</b>
7	12	11 Smith Richard
2	8	7 Araya Esteban
<b>7</b>	<b>91</b>	<b>Total Team</b>
2	16	3 Monge Bryan
2	15	17 Alvarez Javier
<b>25</b>		<b>Total Team</b>
<b>90</b>	<b>280</b>	<b>Total Team</b>

23	66	11 Smith Richard
----	----	------------------

Excellent	Total Atts	No Name
<b>22</b>	<b>87</b>	<b>Total Team</b>
8	20	14 Rodriguez Adelardo
6	18	11 Smith Richard
<b>30</b>	<b>103</b>	<b>Total Team</b>
17	56	1 Quesada Carlos
<b>59</b>	<b>84</b>	<b>Total Team</b>
22	27	14 Rodriguez Adelardo
15	24	10 Suarez Jose

■ Starting line-up    Pts = Points scored    [nn] = Captain  
□ Substitute    Atts = Attempts    L = Libero  
Opp = Opponent

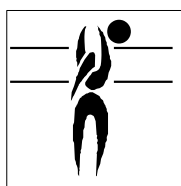




## Best Spikers

Limit: 15.00%

Rk	Team	Spikes	Faults	Shots	Total Attempts	Succ. %
1	CRC Costa Rica	233	84	238	555	41.98
2	PAN Panama	217	86	233	536	40.49
3	GUA Guatemala	229	110	269	608	37.66
4	HON Honduras	211	82	289	582	36.25
5	ESA El Salvador	137	88	235	460	29.78
6	NCA Nicaragua	128	113	264	505	25.35
<b>Total Tournament</b>		1,155	563	1,528	3,246	35.58




## Best Blockers

Rk	Team	Kill Blocks	Faults	Rebounds	Total Attempts	Avg. by set
1	PAN Panama	67	113	118	298	3.53
2	HON Honduras	55	87	124	266	3.06
3	CRC Costa Rica	49	101	126	276	2.58
4	GUA Guatemala	41	97	152	290	2.05
5	ESA El Salvador	30	65	116	211	1.76
6	NCA Nicaragua	28	65	122	215	1.65
<b>Total Tournament</b>		270	528	758	1,556	4.91



## Best Servers

Rk	Team	Aces	Faults	Serve Hits	Total Attempts	Avg. by set
1	CRC Costa Rica	22	62	365	449	1.16
2	GUA Guatemala	22	51	382	455	1.10
3	PAN Panama	14	36	384	434	0.74
4	HON Honduras	11	45	360	416	0.61
5	NCA Nicaragua	8	18	272	298	0.47
6	ESA El Salvador	5	41	273	319	0.29
<b>Total Tournament</b>		82	253	2,036	2,371	1.49



## Best Diggers

Rk	Team	Digs	Faults	Receptions	Total Attempts	Avg. by set
1	GUA Guatemala	171	126	232	529	8.55
2	HON Honduras	134	138	215	487	7.44
3	NCA Nicaragua	111	136	231	478	6.53
4	CRC Costa Rica	123	110	170	403	6.47
5	PAN Panama	116	96	205	417	6.11
6	ESA El Salvador	96	152	193	441	5.65
<b>Total Tournament</b>		751	758	1,246	2,755	13.65



## Best Setters

Rk	Team	Running Sets	Faults	Still Sets	Total Attempts	Avg. by set
1	CRC Costa Rica	135	7	318	460	7.11
2	HON Honduras	119	10	355	484	6.61
3	PAN Panama	93	18	355	466	4.89
4	GUA Guatemala	72	8	402	482	3.60
5	NCA Nicaragua	55	27	351	433	3.24
6	ESA El Salvador	53	12	336	401	3.12
<b>Total Tournament</b>		527	82	2,117	2,726	9.58



## Best Receivers

Limit: 25.00%

Rk	Team	Excellents	Faults	Serve Receptions	Total Attempts	Eff. %
1	CRC Costa Rica	251	9	95	355	68.17
2	GUA Guatemala	237	17	116	370	59.46
3	PAN Panama	214	16	110	340	58.24
4	HON Honduras	204	15	131	350	54.00
5	NCA Nicaragua	180	26	143	349	44.13
6	ESA El Salvador	174	28	145	347	42.07
<b>Total Tournament</b>		1,260	111	740	2,111	54.43